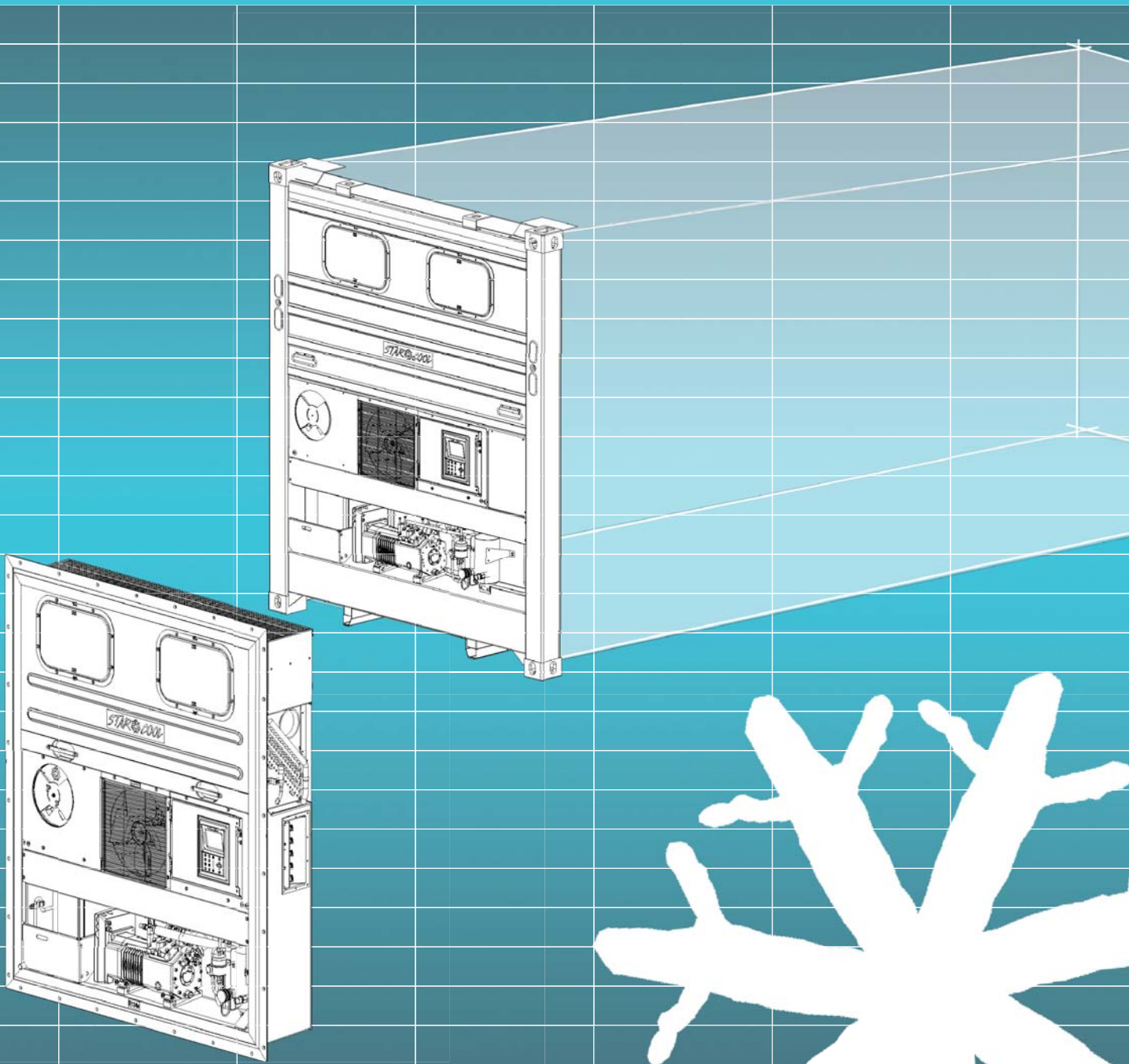


# Spare Part Catalogue

Star Cool refrigeration unit | Model SC – MCI40, SCU – 40 and SCI – 40







## Introduction

The Star Cool reefer machine incorporates innovative features compared to the traditional equipment in the market. These features include electronically controlled expansion valves, economizer, frequency converter and a very user friendly control panel. All of the features contribute to a better performance and makes the Star Cool reefer machine more efficient and economical in use.

Our engineers constantly work on improving the reefer machine and as the design changes new spare parts will be added. This is why some of the components in this catalogue are shown in different versions - when ordering a spare part, make sure to compare the original part to the part shown in the drawings. Spare parts added after printing of this catalogue will be shown on Star Cool e-Sales.

Please note: an indentation indicates that the item is included in above mentioned item, but can also be ordered separately.

If in doubt how to order Star Cool spare parts, refer to the chapter concerning this subject.

Use only genuine Star Cool spare parts. This will ensure a long and reliable life time for your reefer machines.

In case of technical problems the Star Cool service team will be at your disposal. We can be reached 24 hours a day on [service@starcool.dk](mailto:service@starcool.dk) or phone: +45 73 64 35 00



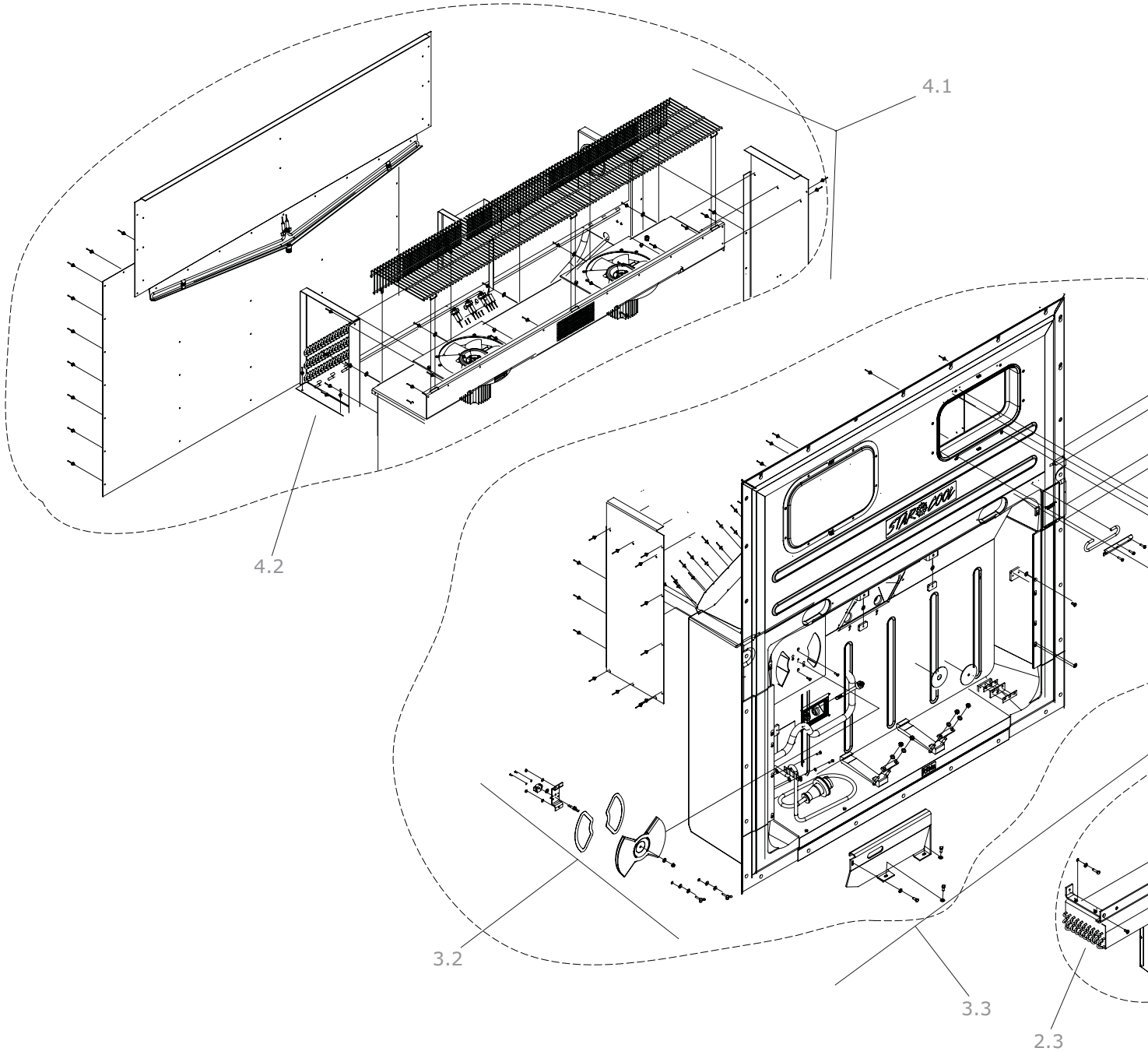
Bjerndrupvej 47, 6360 Tinglev, Denmark  
 Phone: +45 73 64 34 00  
 Fax.: +45 73 64 35 69  
 E-mail: [starcool@starcool.dk](mailto:starcool@starcool.dk)  
[www.starcool.dk](http://www.starcool.dk)

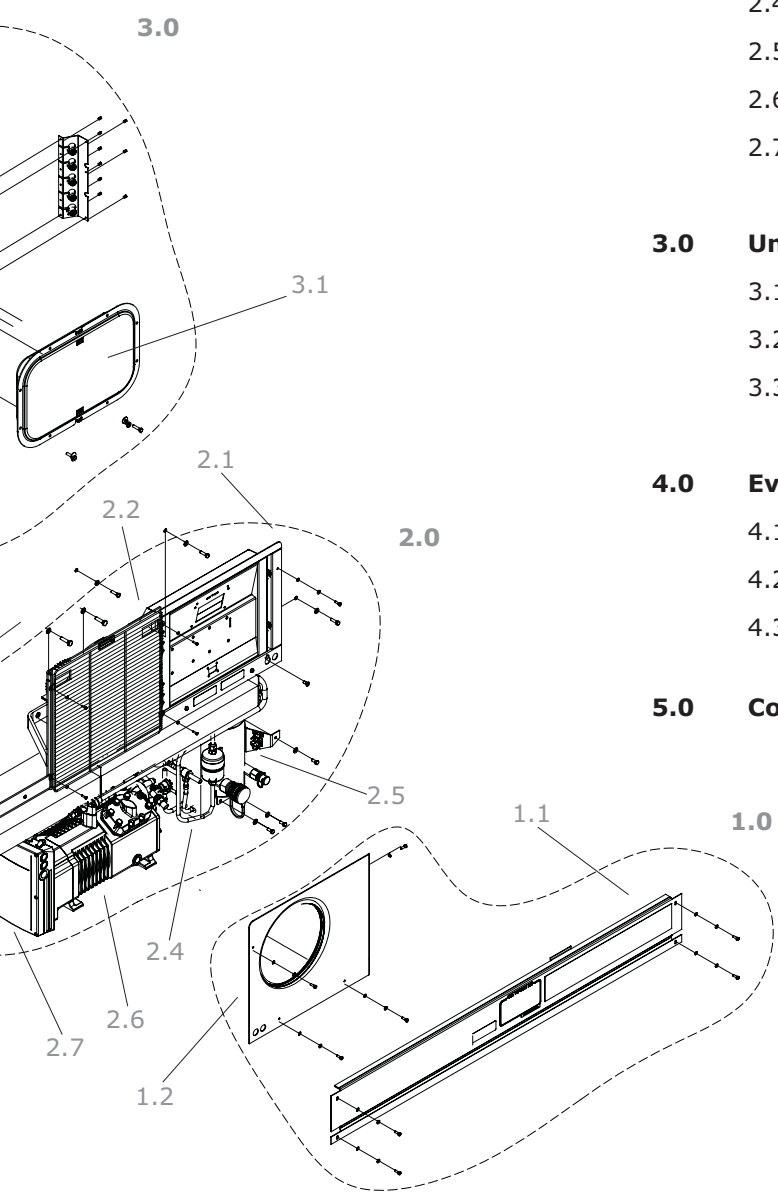
## Table of contents:

<b>Where to find</b>	Page 4
<b>1.0 Front module</b>	Page 6
Cover plate for condenser coil and for air exchange.	
<b>2.0 Condenser module</b>	Page 7
Controller section, condenser fan section, condenser section, valves and economizer section, receiver section, compressor section, frequency converter section.	
<b>3.0 Unit frame module</b>	Page 19
Inspection cover, air exchange section, various mounting.	
<b>4.0 Evaporator module</b>	Page 23
Evaporator fan section, evaporator section, back plate section	
<b>5.0 Controlled atmosphere</b>	Page 27
<b>Index</b>	Page 29
<b>Guideline: Order procedure</b>	Page 32

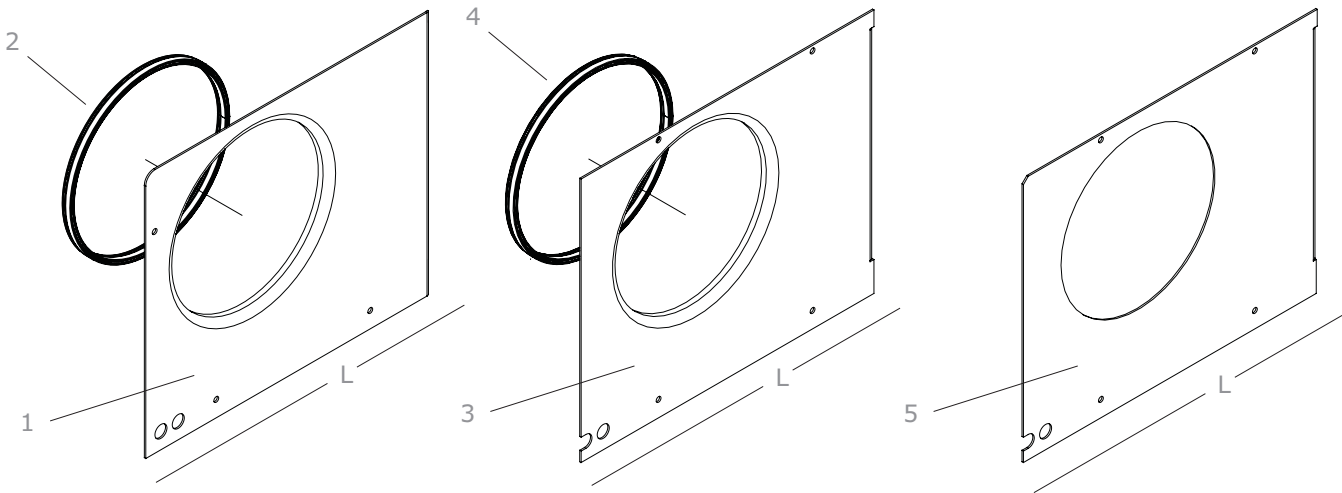


4.0

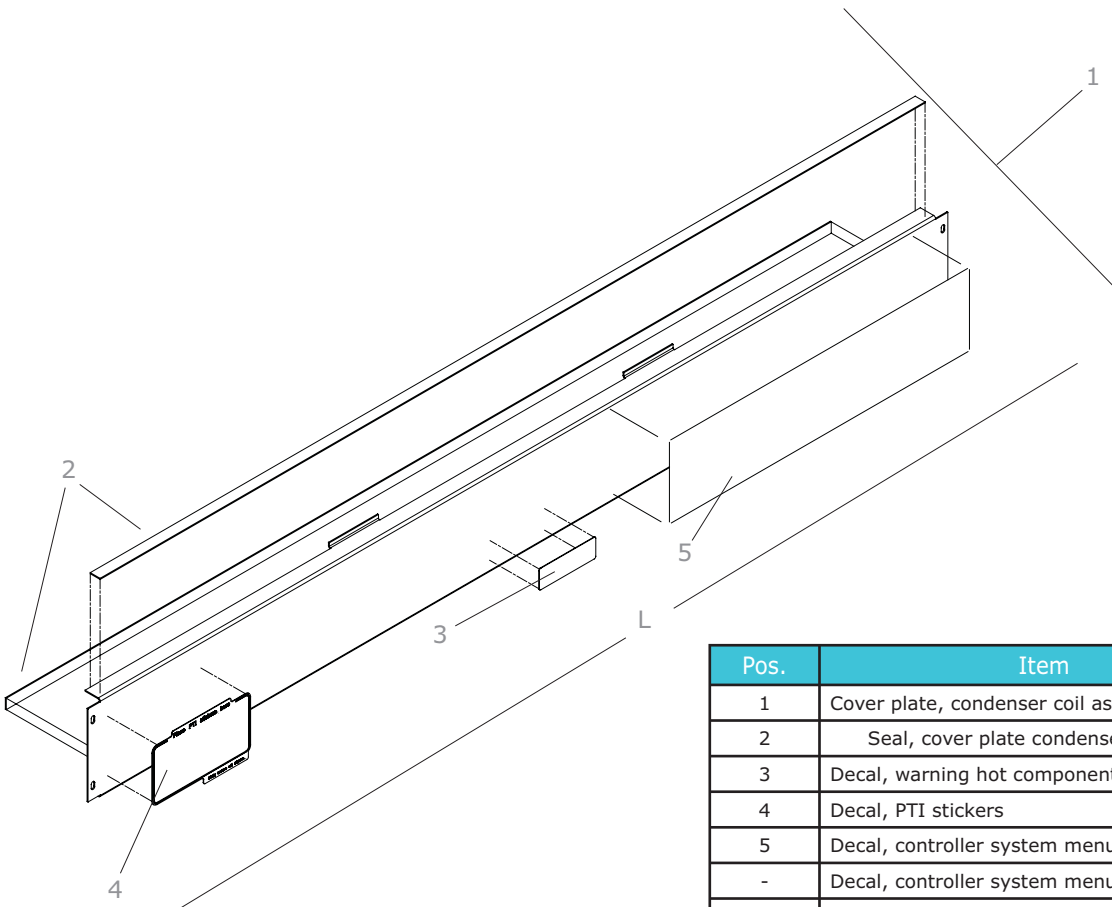




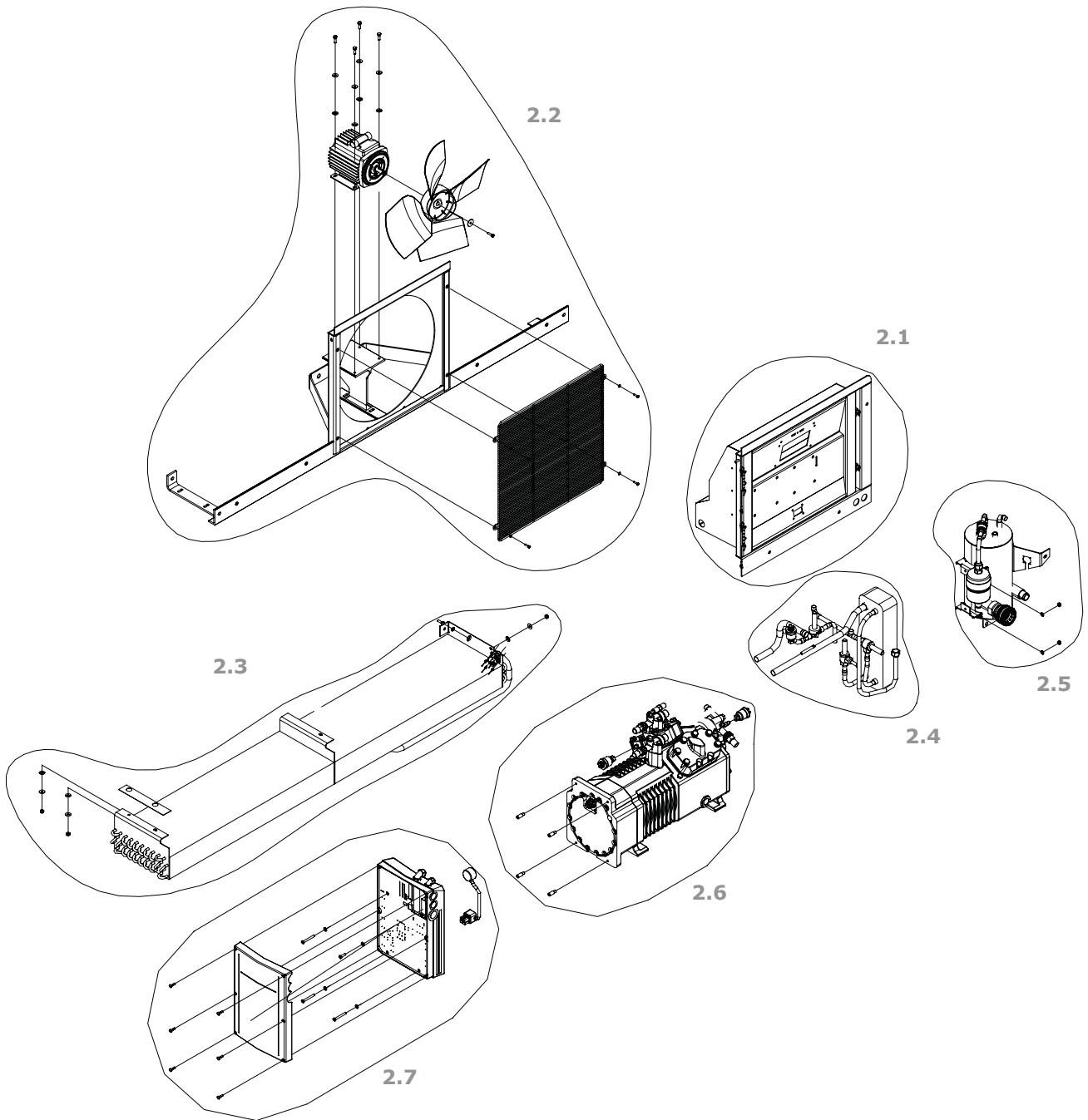
<b>1.0</b>	<b>Front module</b>	<b>Page 6</b>
1.1	Cover plate for condenser coil	Page 6
1.2	Cover plate for air exchange	Page 6
<b>2.0</b>	<b>Condenser module</b>	<b>Page 7</b>
2.1	Controller section	Page 8
2.2	Condenser fan section	Page 12
2.3	Condenser section	Page 13
2.4	Valves and economizer section	Page 13
2.5	Receiver section	Page 14
2.6	Compressor section	Page 16
2.7	Frequency converter section	Page 18
<b>3.0</b>	<b>Unit frame module</b>	<b>Page 19</b>
3.1	Inspection cover	Page 20
3.2	Air exchange section	Page 20
3.3	Various mounting	Page 22
<b>4.0</b>	<b>Evaporator module</b>	<b>Page 23</b>
4.1	Evaporator fan section	Page 24
4.2	Evaporator section	Page 25
4.3	Back plate section	Page 26
<b>5.0</b>	<b>Controlled atmosphere</b>	<b>Page 27</b>



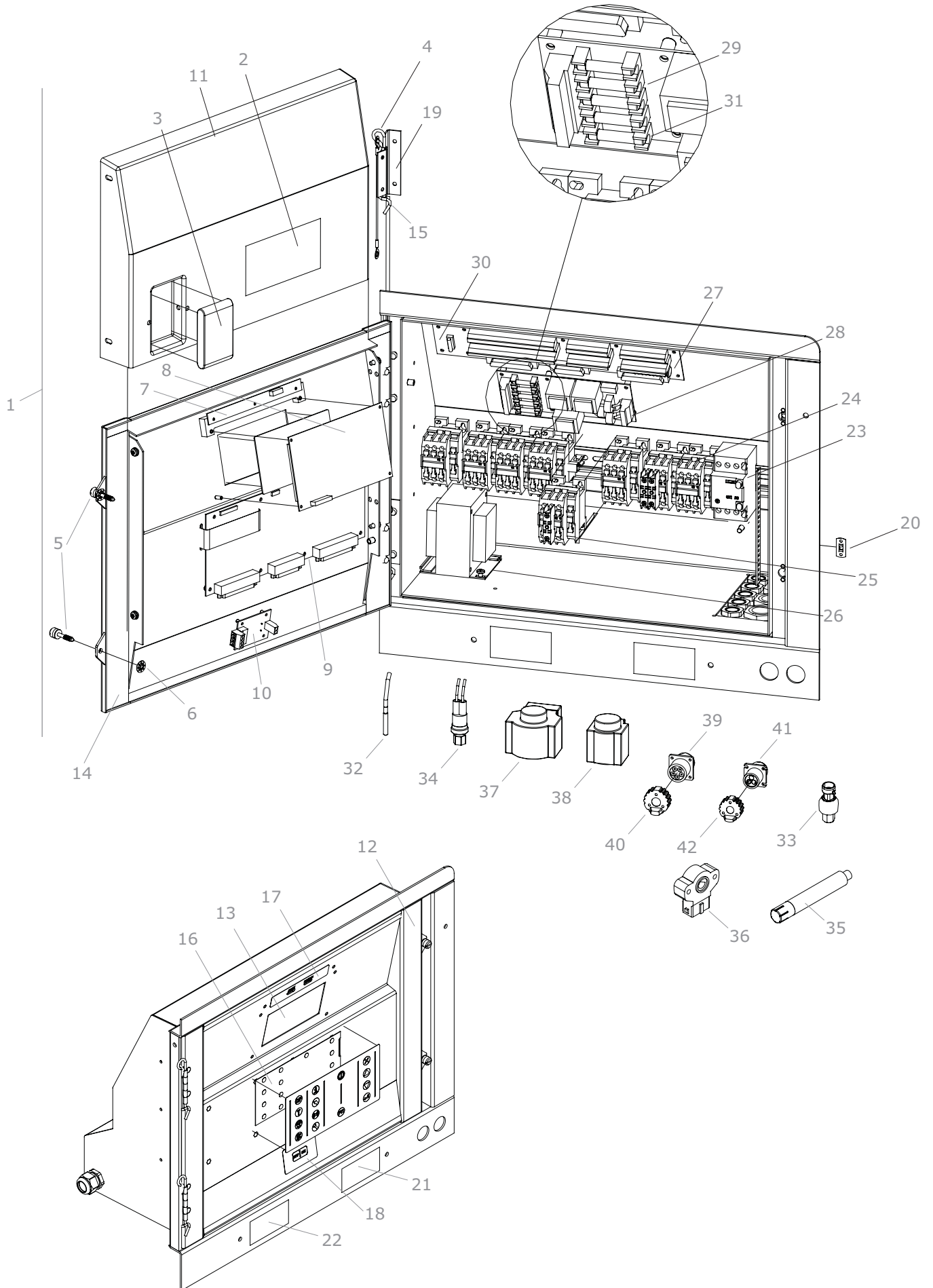
Pos.	Item	Item no.
1	Cover plate, air exchange assembly (L=594 mm)	815208B
2	Seal, cover plate, air exchange	815508B
3	Cover plate, air exchange assembly (L=610 mm)	815208C
4	Seal, cover plate, air exchange	815508B
5	Cover plate, fresh air system (L=610 mm)	815208E
-	Cover plate, fresh air system (SCI)	815208D



Pos.	Item	Item no.
1	Cover plate, condenser coil assy (L=1715 mm)	815209B
2	Seal, cover plate condenser coil	815509B
3	Decal, warning hot components	815571B
4	Decal, PTI stickers	815573B
5	Decal, controller system menu CIM 5	815588B
-	Decal, controller system menu CIM 6	815588C
-	Cover plate, condenser coil assy (L=1751 mm)	815209C
-	Seal, cover plate condenser coil	815509B
-	Cover plate, condenser coil assy (SCI)	815209D
-	Seal, cover plate condenser coil	815509B



<b>2.0</b>	<b>Condenser module</b>	<b>Page 7</b>
2.1	Controller section	Page 8
2.2	Condenser fan section	Page 12
2.3	Condenser section	Page 13
2.4	Valves and economizer section	Page 13
2.5	Receiver section	Page 14
2.6	Compressor section	Page 16
2.7	Frequency converter section	Page 18

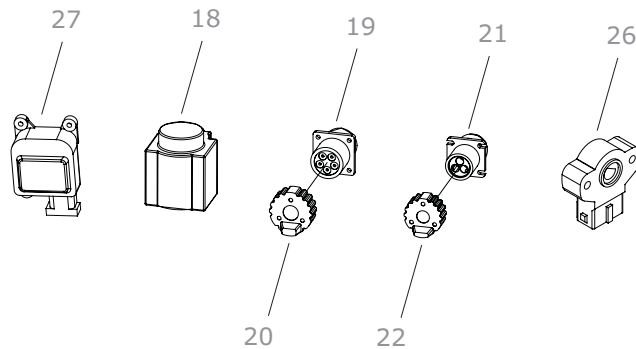
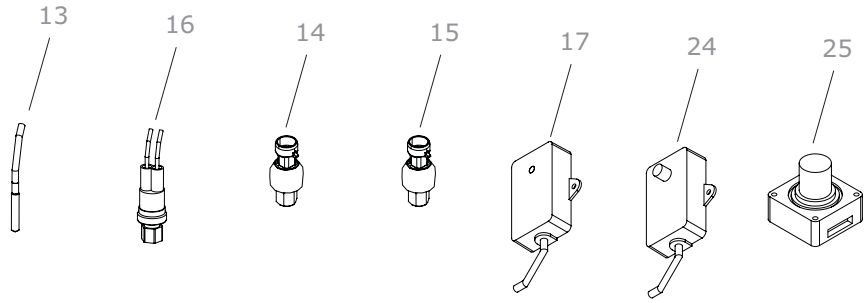
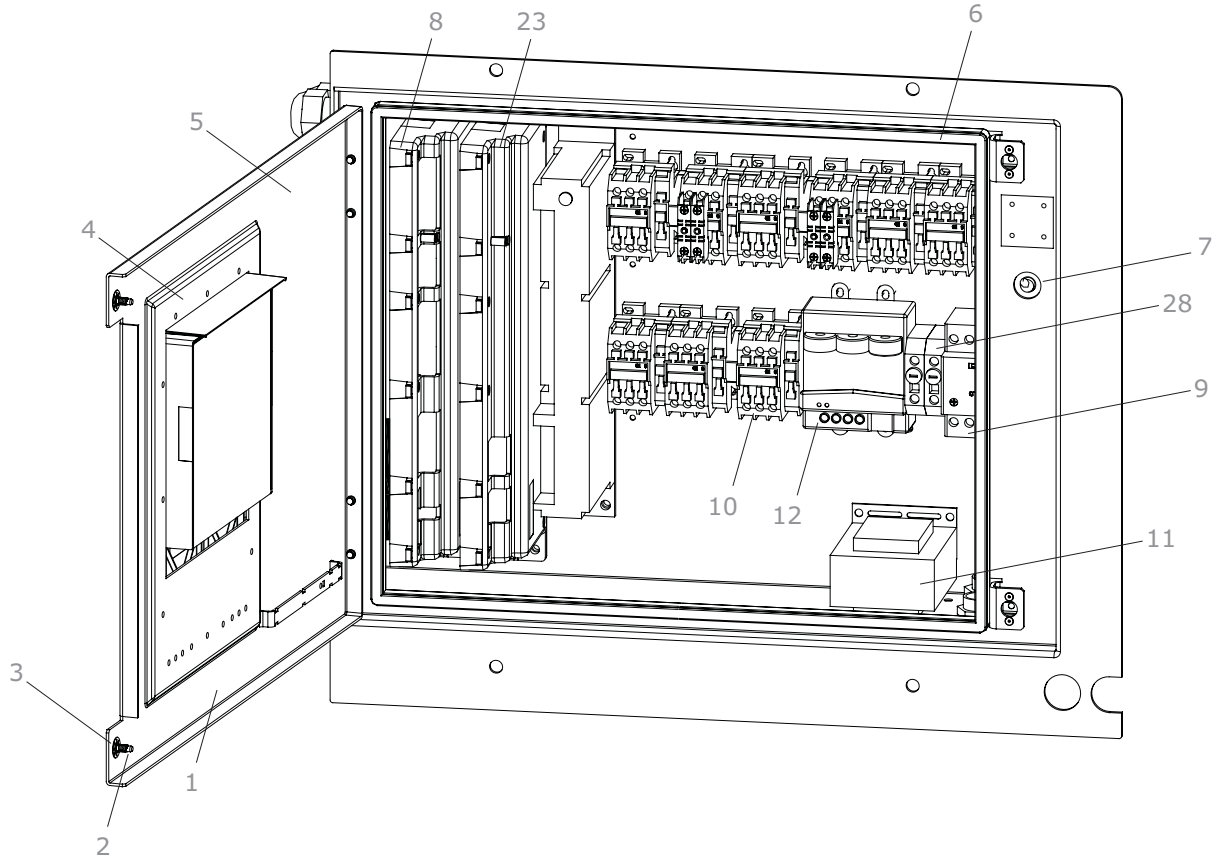






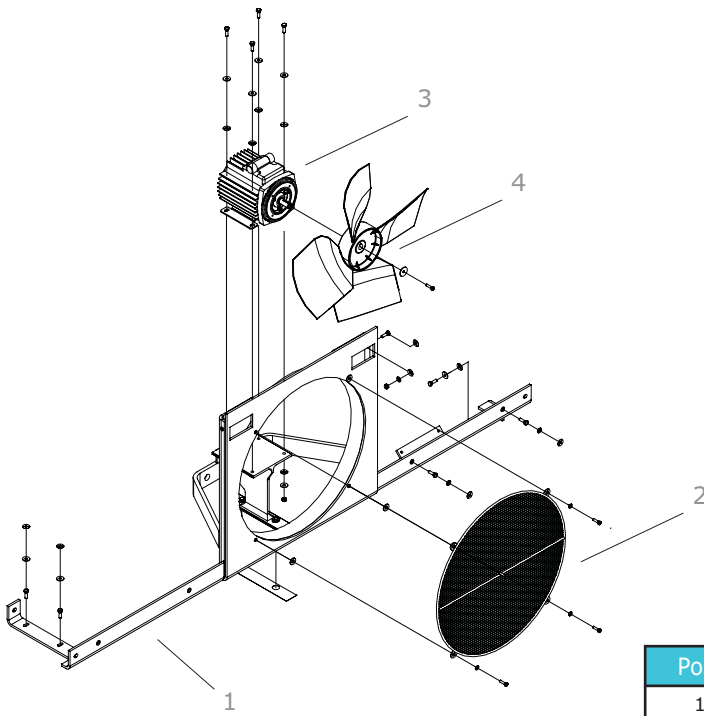
Pos.	Item	Item no.
1	Controller door, complete CIM 5	818320B
2	Decal, electrical diagram CIM 5	815589B
3	Battery pack	818536B
4	Hinge pin	814644B
5	Screw, controller door	819693C
6	Retainer for screw	819694B
7	LED PCB CIM 5	818517A
8	Display PCB CIM 5	818515A
9	Controller module, CIM 5	818255C
10	On/Off PCB	818525B
11	Cover, controller door	814673B
-	Cable set, X1 - X2 - X3	818561B
12	Controller door, w/o electronics CIM 5	818310B
13	Display cover	818516A
14	Seal, controller door	814562B
15	Hinge part 2	814643B
16	Keypad	818527B
17	Cover foil, LED	818542B
18	Cover foil, On/Off PCB	818544B
19	Hinge part 1	814642B
20	Receptacle screw, controller door	819695C
21	Decal, warning high voltage	815575B
22	Decal, disconnect before welding	815578B
23	Main circuit breaker CIM 5	818520A
24	Contactora	818521B
25	Auxiliary contact	818522B
26	Transformer, 145 VA CIM 5	818518B
27	Terminal block PCB CIM 5	818526C
28	Power meas PCB CIM 5	818511B

Pos.	Item	Item no.
29	Fuse, 0.4 A	818531A
30	Fuse, 6.3 A	818545B
31	Fuse, 10 A	818530A
32	Temperature sensor	818550A
33	Pressure transmitter, -1 - 12 bar (AKS)	819503A
33	Pressure transmitter, - 0.69 - 9.8 bar (NSK)	819503C
33	Pressure transmitter, 0 - 32 bar (AKS)	819504A
33	Pressure transmitter, 0 - 30 bar (NSK)	819504C
34	High pressure switch	819501A
35	Humidity sensor CIM 5	818551A
36	Air exchange sensor	818276A
37	Solenoid coil, 14W 24VDC	818553A
38	Solenoid coil, 18W 24VDC	818554A
39	Retriever socket	819595B
40	Retriever socket cap	819630B
41	USDA socket	819633A
42	USDA socket cap	819634A
-	Cable set, internal	818461B
-	Cable, air exchange sensor	818572B
-	Cable, data retrieval	818575A
-	Cable, FC power	818565B
-	Cable, FC communication	818566B
-	Cable, humidity sensor CIM 5	818563A
-	Cable, pressure transmitter (AKS)	818564A
-	Cable, pressure transmitter (NSK)	818564B
-	Fuse, 0.63 A	818546B
-	Interlock, contactora	818523B
-	Splice kit, AKS to NSK	818260A

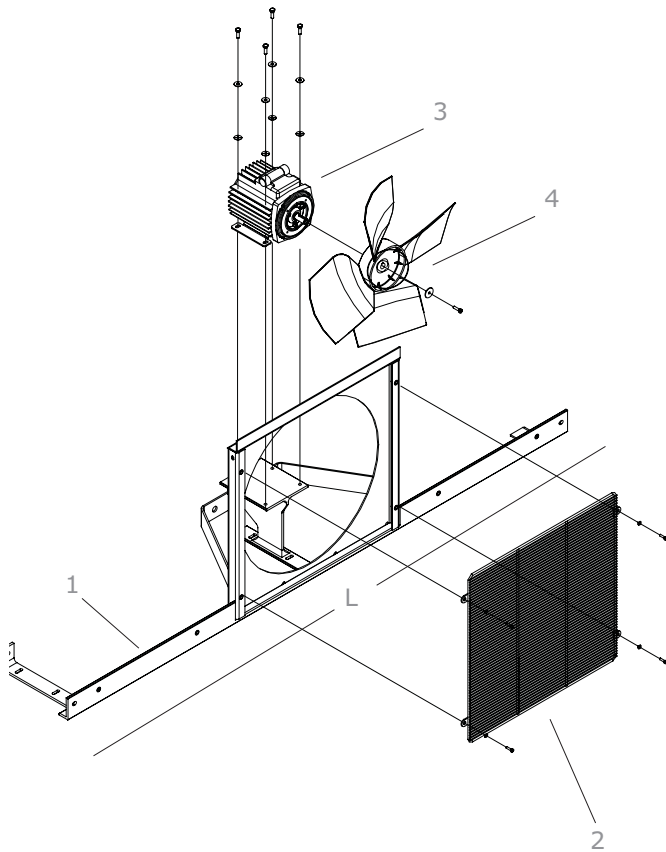




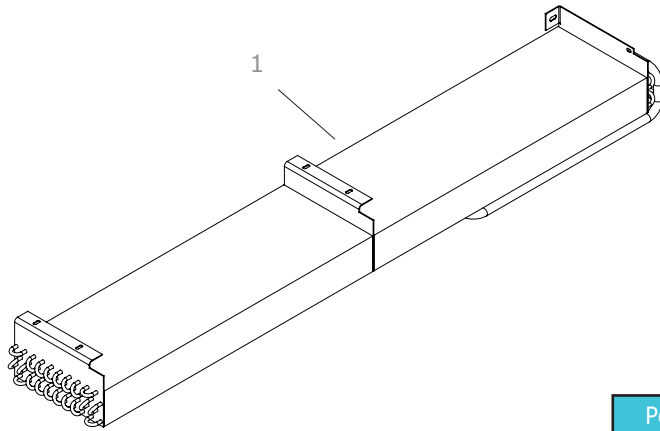
Pos.	Item	Item no.	Pos.	Item	Item no.
1	Controller door, w/o electronics CIM 6	818310C	26	Air exchange sensor	818276A
-	Hinge part	814642C	27	Fresh air motor (CA/AV)	818275A
2	Screw, controller door	819693D	28	Fuse holder, 0.4 A	818534A
3	Retainer for screw	819694B	-	Hinge pin	814644B
4	User panel CIM 6	818513A	-	Hinge part	814642C
-	Cover foil, LED	818542C	-	2 pin connector (3.81 mm / 90°)	818770A
5	Decal, electrical diagram CIM 6	815589C	-	3 pin connector (3.81 mm / 90°)	818771A
6	Seal, controller door	814562B	-	4 pin connector (3.81 mm / 90°)	818772A
7	On/Off switch CIM 6	818525C	-	5 pin connector (3.81 mm / 90°)	818773A
8	Controller module CIM 6	818510D	-	6 pin connector (3.81 mm / 90°)	818774A
9	Main circuit breaker CIM 6	818520B	-	10 pin connector (3.81 mm / 90°)	818775A
10	Contact	818521B	-	4 pin connector (3.81 mm / straight)	818776A
11	Transformer, 105 VA CIM 6	818518C	-	5 pin connector (3.81 mm / straight)	818777A
12	Power meas CIM 6	818511C	-	2 pin connector (5.08 mm / 90°)	818778A
13	Temperature sensor	818550A	-	Battery pack, rechargeable CIM 6	818536C
14	Pressure transmitter, - 0.69 - 9.8 bar (NSK)	819503C	-	Fuse, 0.4 A	818531A
15	Pressure transmitter, 0 - 30 bar (NSK)	819504C	-	Cable, air exchange motor (CA/AV)	818754A
16	High pressure switch	819501A	-	Cable, air exchange sensor	818572B
17	Humidity sensor CIM 6	818551C	-	Cable, CA controller module	818465A
18	Solenoid coil, 10W 24VAC	818554B	-	Cable, data retrieval	818575A
19	Retriever socket	819595B	-	Cable, FC power	818565B
20	Retriever socket cap	819630B	-	Cable, FC communication	818566B
21	USDA socket	819633A	-	Cable, humidity sensor CIM 6	818563B
22	USDA socket cap	819634A	-	Cable, internal communication	818461C
23	Controller module (CA)	818512A	-	Cable, pressure transmitter (NSK)	818564B
24	Sensor, O <sub>2</sub> (CA)	818740A	-	Cable, solenoid coil	818760A
25	Sensor, CO <sub>2</sub> (CA/AV)	818745A	-	Cable, vacuum pump motor	818752A



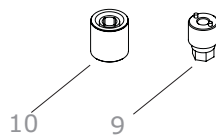
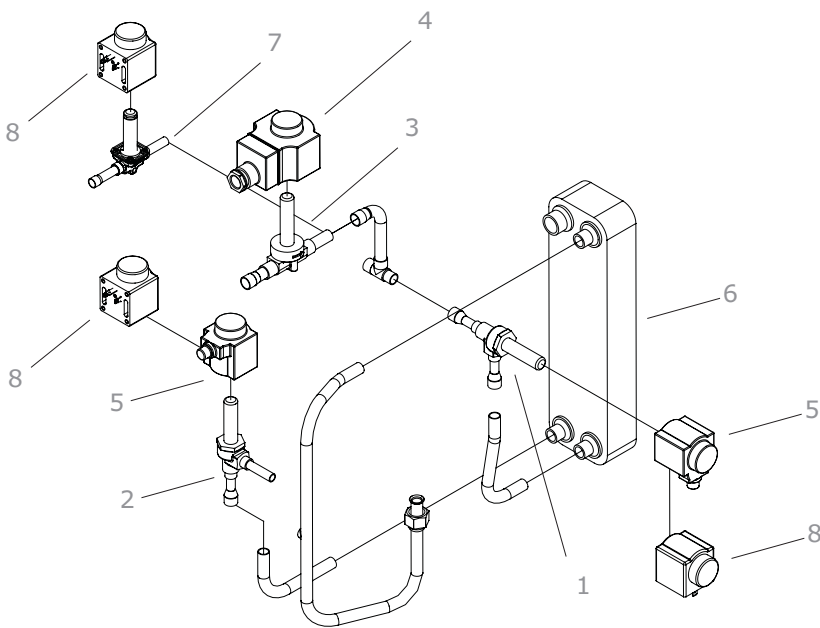
Pos.	Item	Item no.
1	Condenser frame, round	814201B
2	Fan grill, condenser round module	814541B
3	Motor, condenser fan	819590B
4	Fan blade, condenser	819543B
-	Service kit, condenser fan motor	818231B



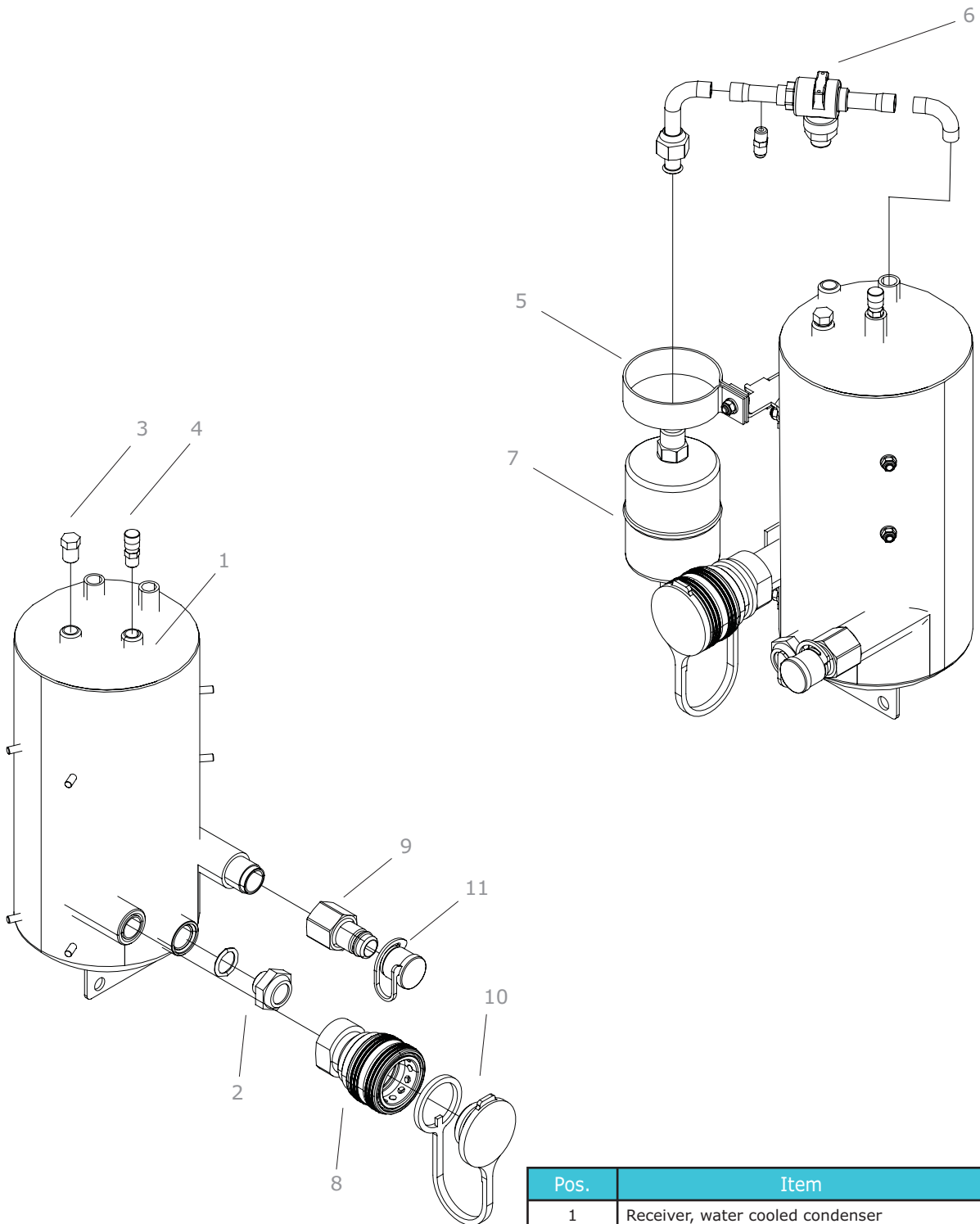
Pos.	Item	Item no.
1	Condenser frame, square (L=1625 mm)	814201C
2	Fan grill, condenser, square module	814541C
3	Motor, condenser fan	819590B
4	Fan blade, condenser	819543B
-	Condenser frame, square (L=1701 mm)	814201D
-	Service kit, condenser fan motor	818231B



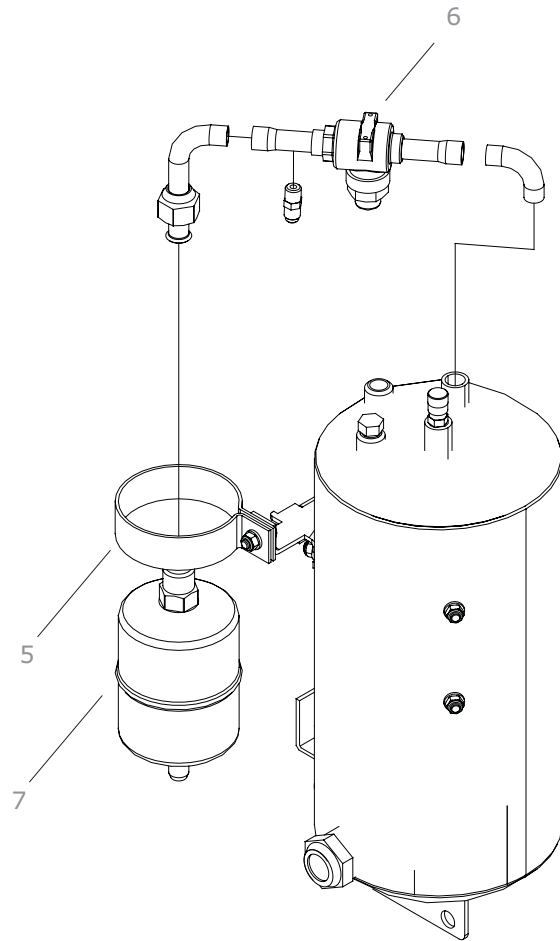
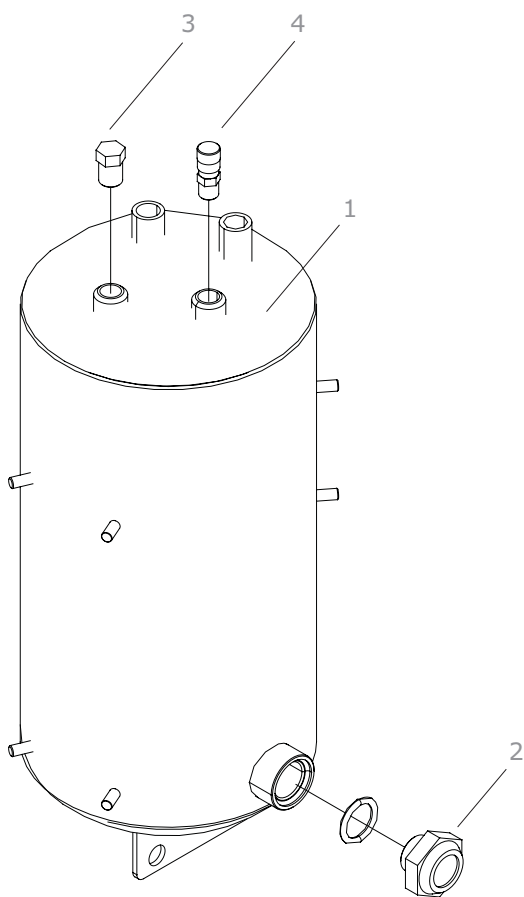
Pos.	Item	Item no.
1	Condenser coil	819526B



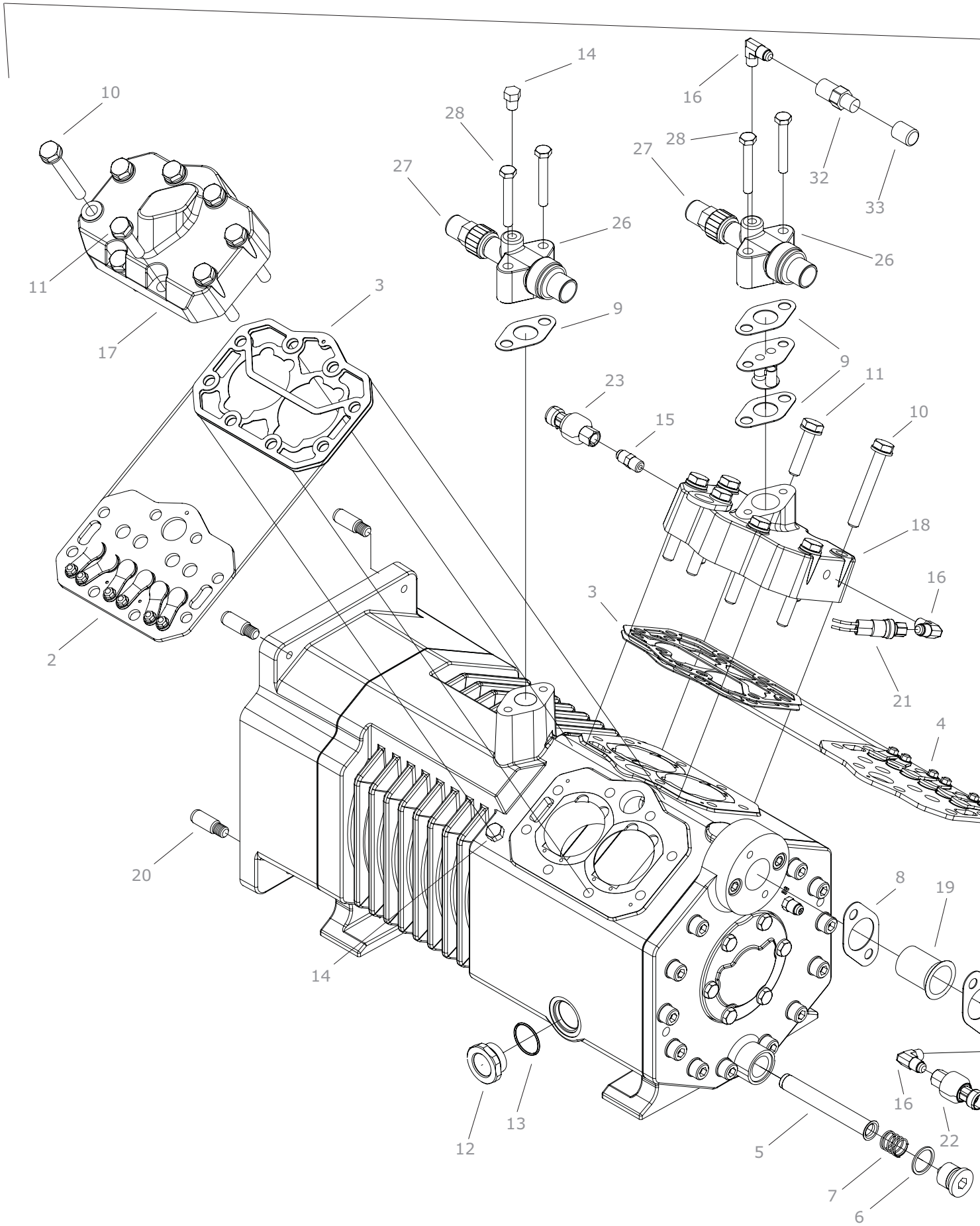
Pos.	Item	Item no.
1	Expansion valve, evaporator	819738B
2	Expansion valve, economizer	819737B
3	Hot gas valve	819740B
4	Solenoid coil, 14W 24VDC	818553A
5	Solenoid coil, 18W 24VDC	818554A
6	Economizer	814667B
7	Hot gas valve	819740C
8	Solenoid coil, 10W 24VAC	818554B
9	Tool, hot gas valve	818676B
10	Permanent magnet	818652A
-	Hot gas valve, service kit	818675B
-	Insulation, economizer	814571B



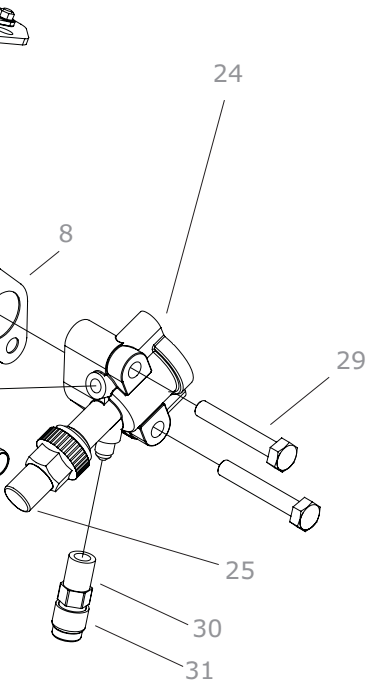

Pos.	Item	Item no.
1	Receiver, water cooled condenser	814539B
2	Sight glass, receiver kit	818235B
3	Melt fuse	818236B
4	Air release valve, receiver	819747B
5	Filter mounting ring	814538B
6	Stop valve, receiver	819500C
7	Drying filter	819502A
8	Water outlet coupling, female	819536B
9	Water inlet coupling, male	819537B
10	Plug, water outlet coupling	819540B
11	Plug, water inlet coupling	819541B



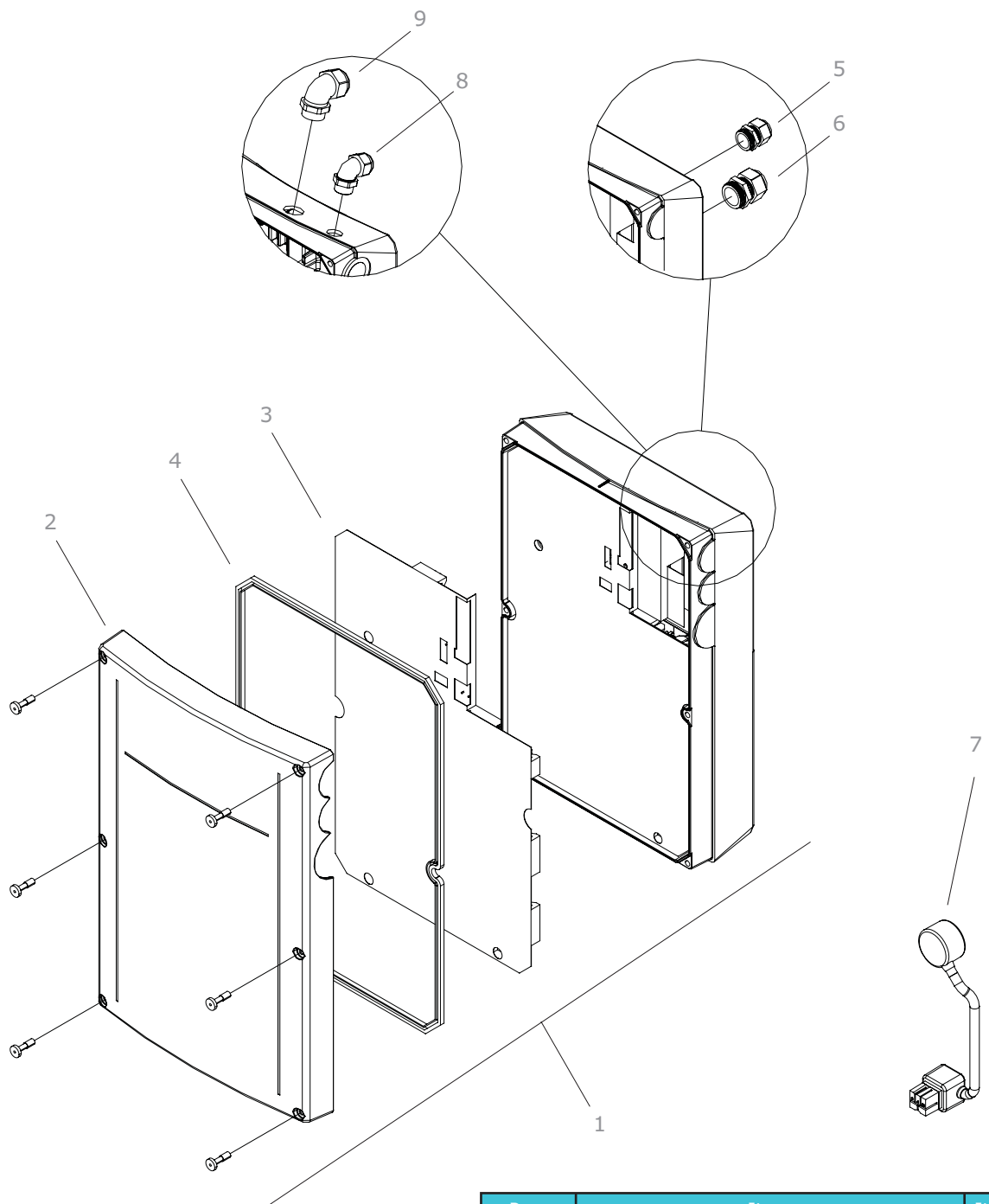
Pos.	Item	Item no.
1	Receiver	814540B
2	Sight glass, receiver kit	818235B
3	Melt fuse	818236B
4	Air release valve, receiver	819747B
5	Filter mounting ring	814538B
6	Stop valve, receiver	819500C
7	Drying filter	819502A



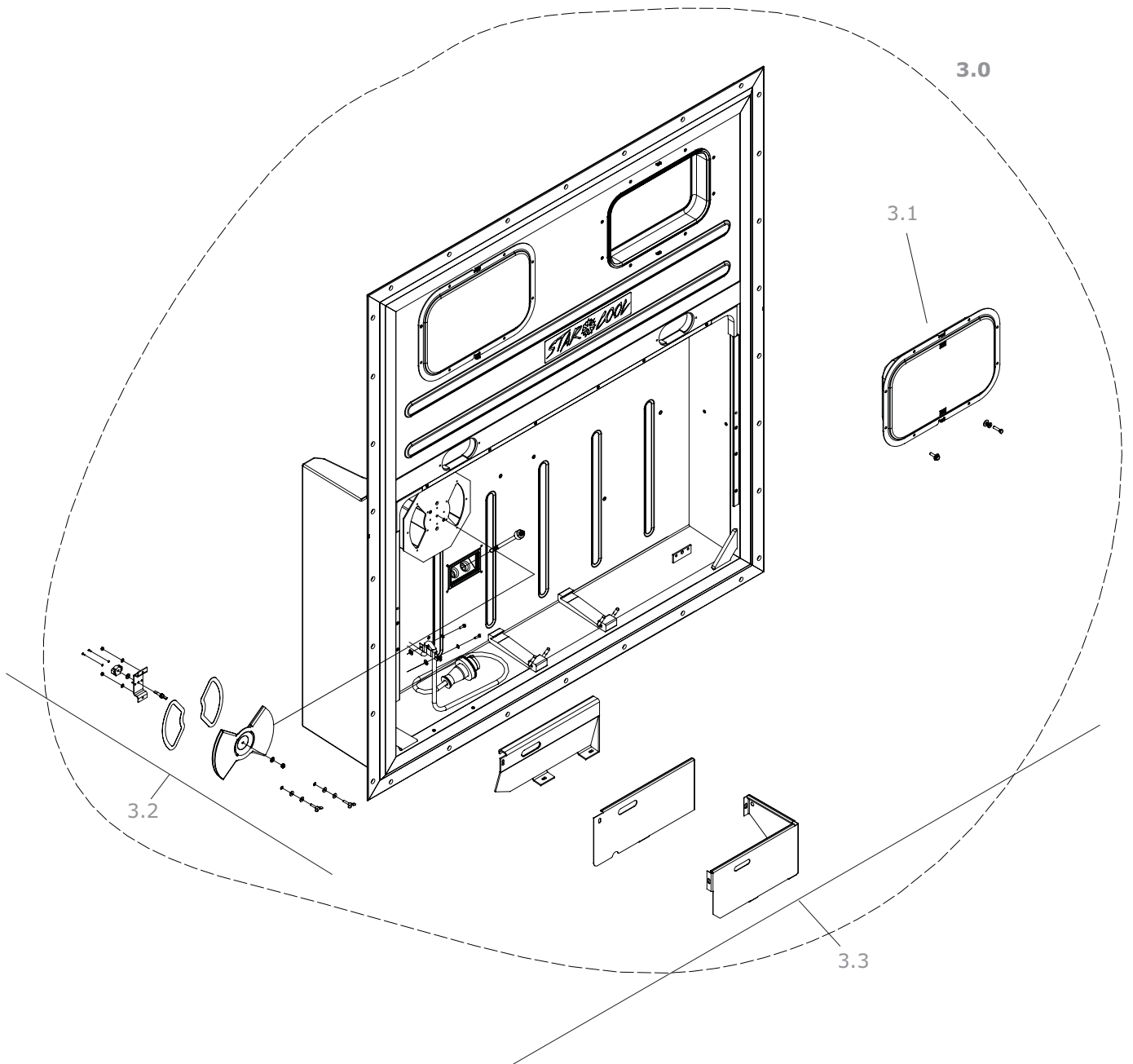




Pos.	Item	Item no.
1	Compressor	818658B
2	Compressor valve plate, LP	818601B
3	Cylinder head gasket kit	818605B
4	Compressor valve plate, HP	818602B
3	Cylinder head gasket kit	818605B
5	Oil filter, compressor	818638B
6	Gasket, compressor oil filter plug	818636B
7	Spring, compressor oil filter	818637B
8	Gasket, service valve, LP	818661B
9	Gasket, compressor stop valve	818656B
10	Bolt, cylinder head, large	818612A
11	Bolt, cylinder head, small	818613A
12	Sight glass	818633B
13	O-ring, sight glass	818634B
14	Plug, compressor	819745B
15	Schräder valve, straight	819753A
16	Schräder valve, angle	819754A
17	Cylinder head, LP including gasket	818610B
18	Cylinder head, HP including gasket	818611B
19	Suction filter, compressor	818662B
-	BSE55, compressor oil	818667B
20	Threaded bushing, FC mounting	819766B
21	High pressure switch	819501A
22	Pressure transmitter, -0.69 - 9.8 bar (NSK)	819503C
23	Pressure transmitter, 0 - 30 bar (NSK)	819504C
24	Service valve, LP	818623B
25	Cap, service valve, LP	818629B
26	Compressor stop valve	819750B
27	Cap, compressor stop valve	818630B
28	Bolt, compressor stop valve	818655B
29	Bolt, service valve, LP	818660B
30	Evacuation valve, LP	818625B
31	Cap, evacuation valve, LP	818631B
32	Evacuation valve, HP	818626B
33	Cap, evacuation valve, HP	818632B
-	Pressure transmitter, -1 - 12 bar (AKS)	819503A
-	Pressure transmitter, 0 - 32 bar (AKS)	819504A
-	Splice kit, AKS to NSK	818260A
-	Schräder valve, T	819755B



Pos.	Item	Item no.
1	Frequency converter, complete	818242C
2	Frequency converter cover	814653C
-	Decal, FC connection	815591C
-	Decal, FC bypass	815594C
3	Frequency converter safety cover	814654C
-	Mounting screws, FC, service kit	818232B
4	FC, gasket service kit	818233B
5	Cable gland, M 16	819672B
6	Cable gland, M 20	818665B
7	Motor cable, FC and compressor	814247C
8	Angle, cable gland M 16	819775B
9	Angle, cable gland M 20	819776B



**3.0 Unit frame module**

**Page 19**

3.1 Inspection cover

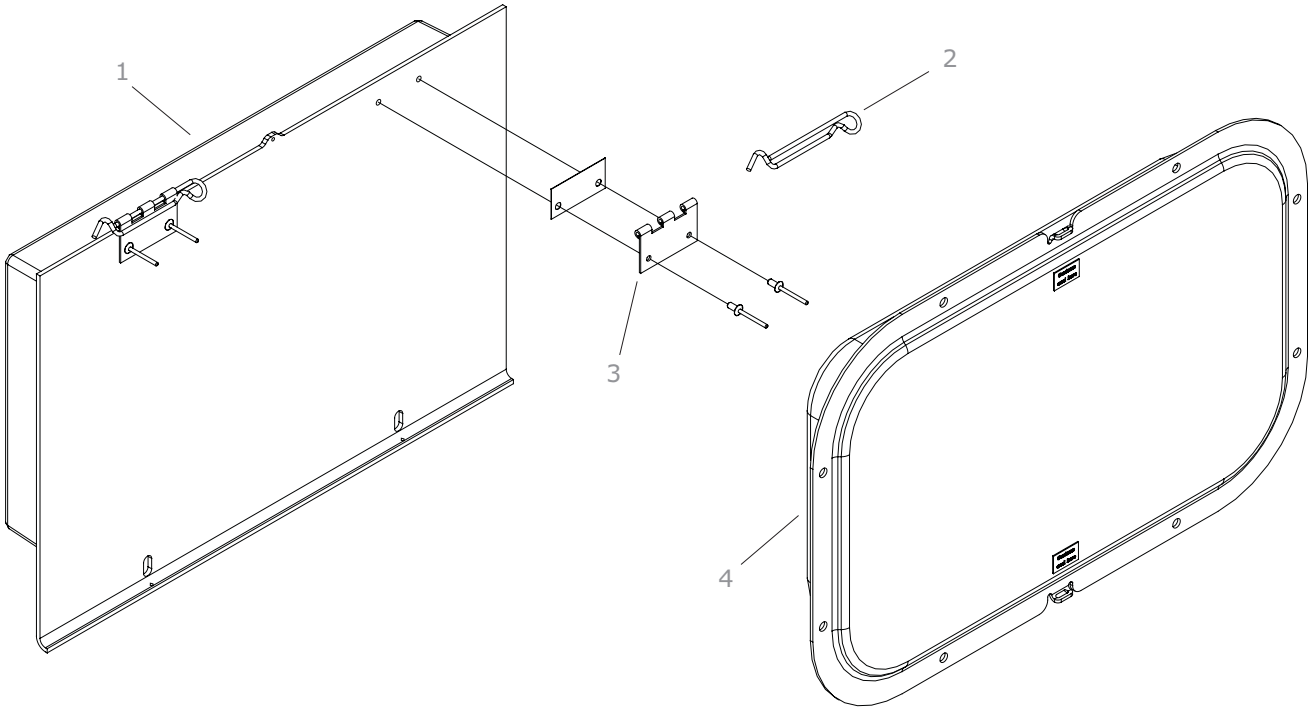
Page 20

3.2 Air exchange section

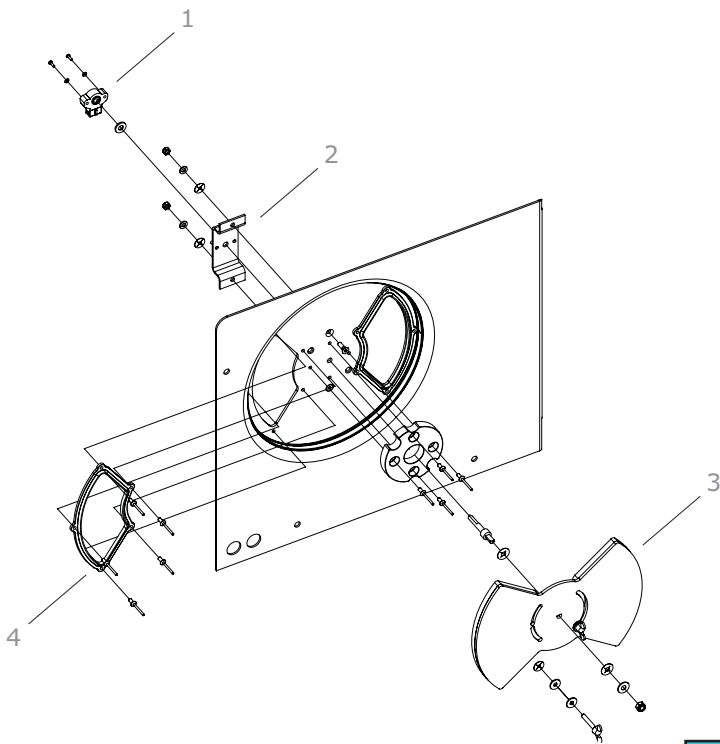
Page 20

3.3 Various mounting

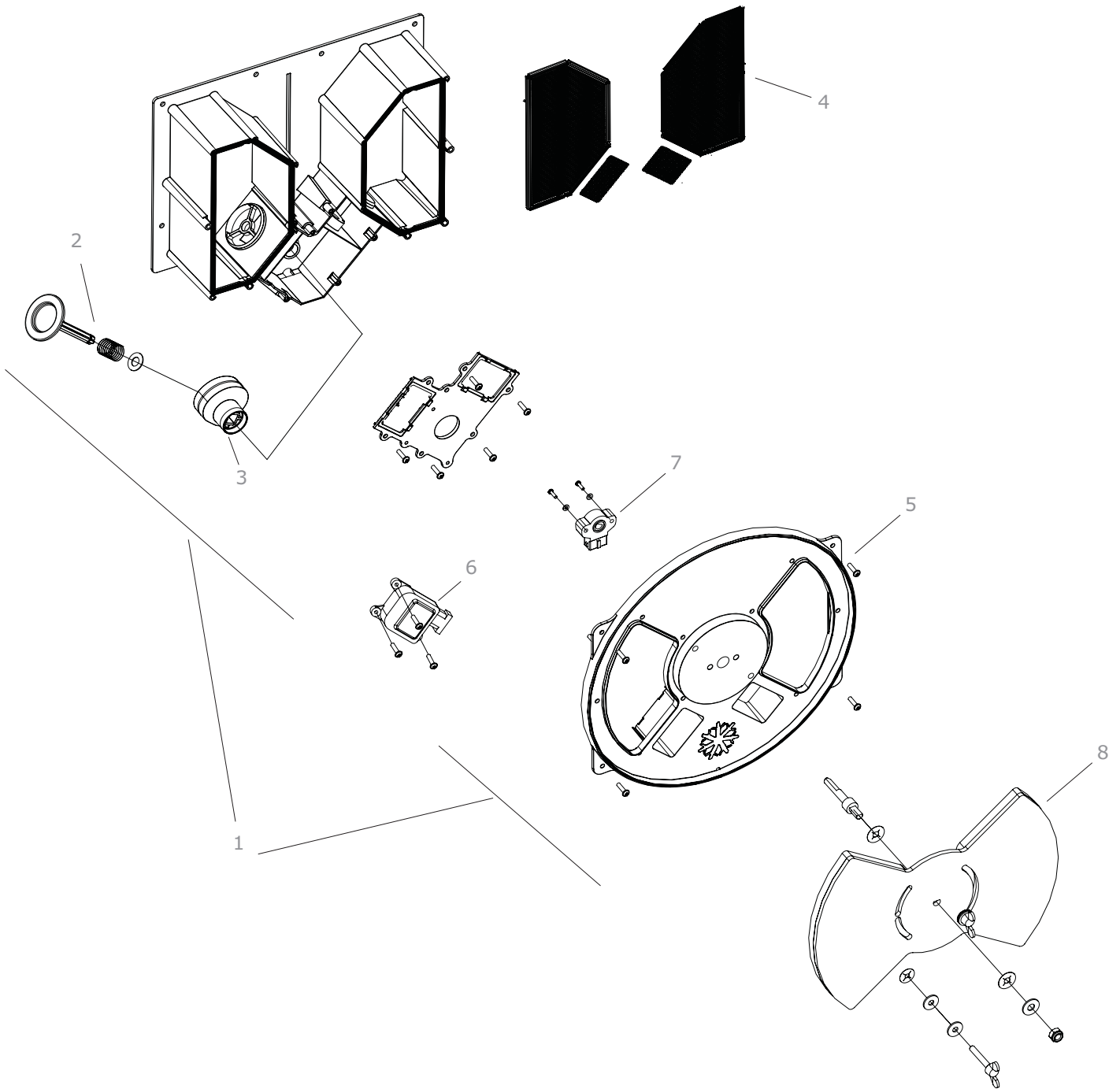
Page 22



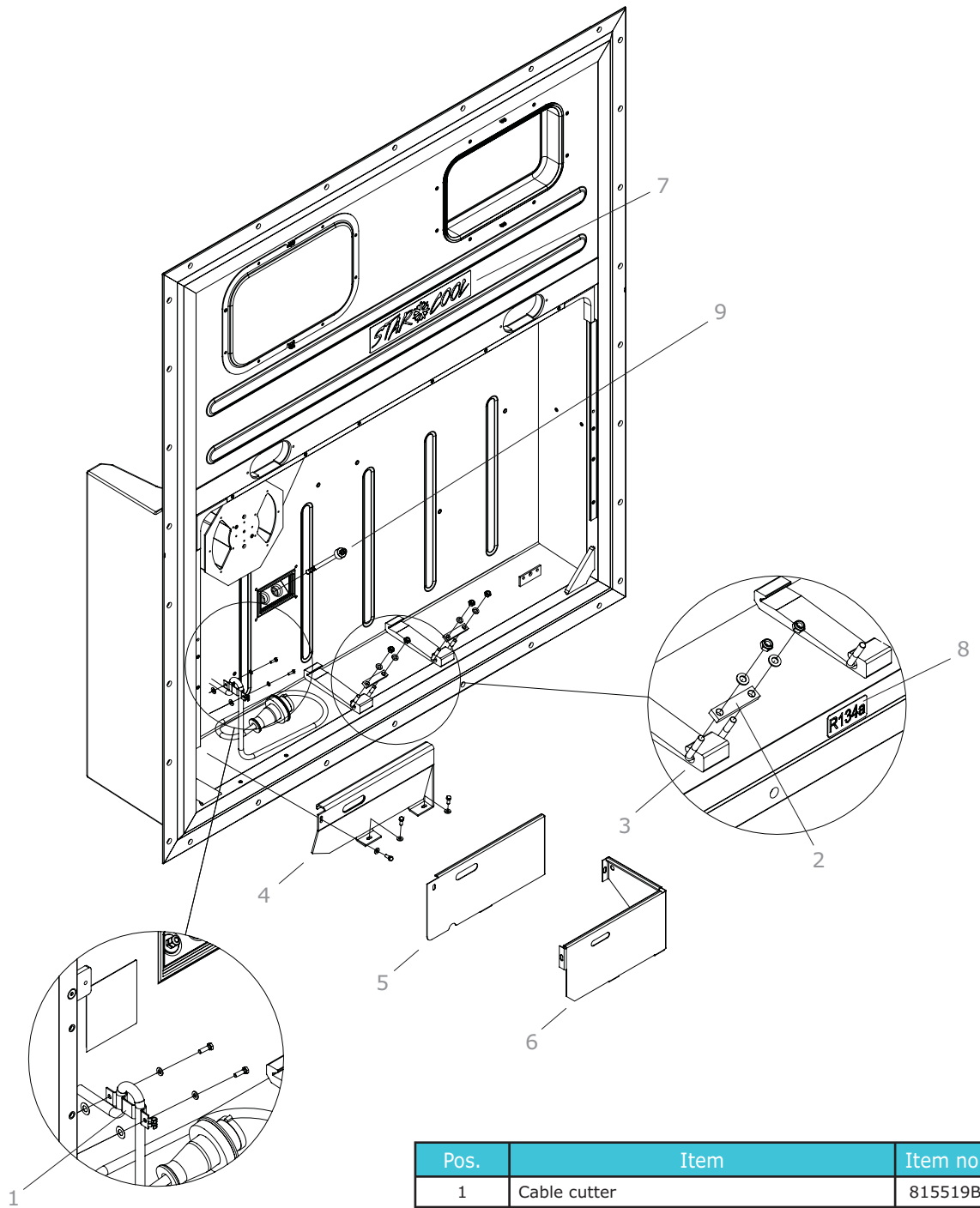
Pos.	Item	Item no.
1	Inspection cover, complete	815210B
2	Hinge pin	814644B
3	Hinge part, inspection cover	815534B
4	Inspection cover, complete	815210C



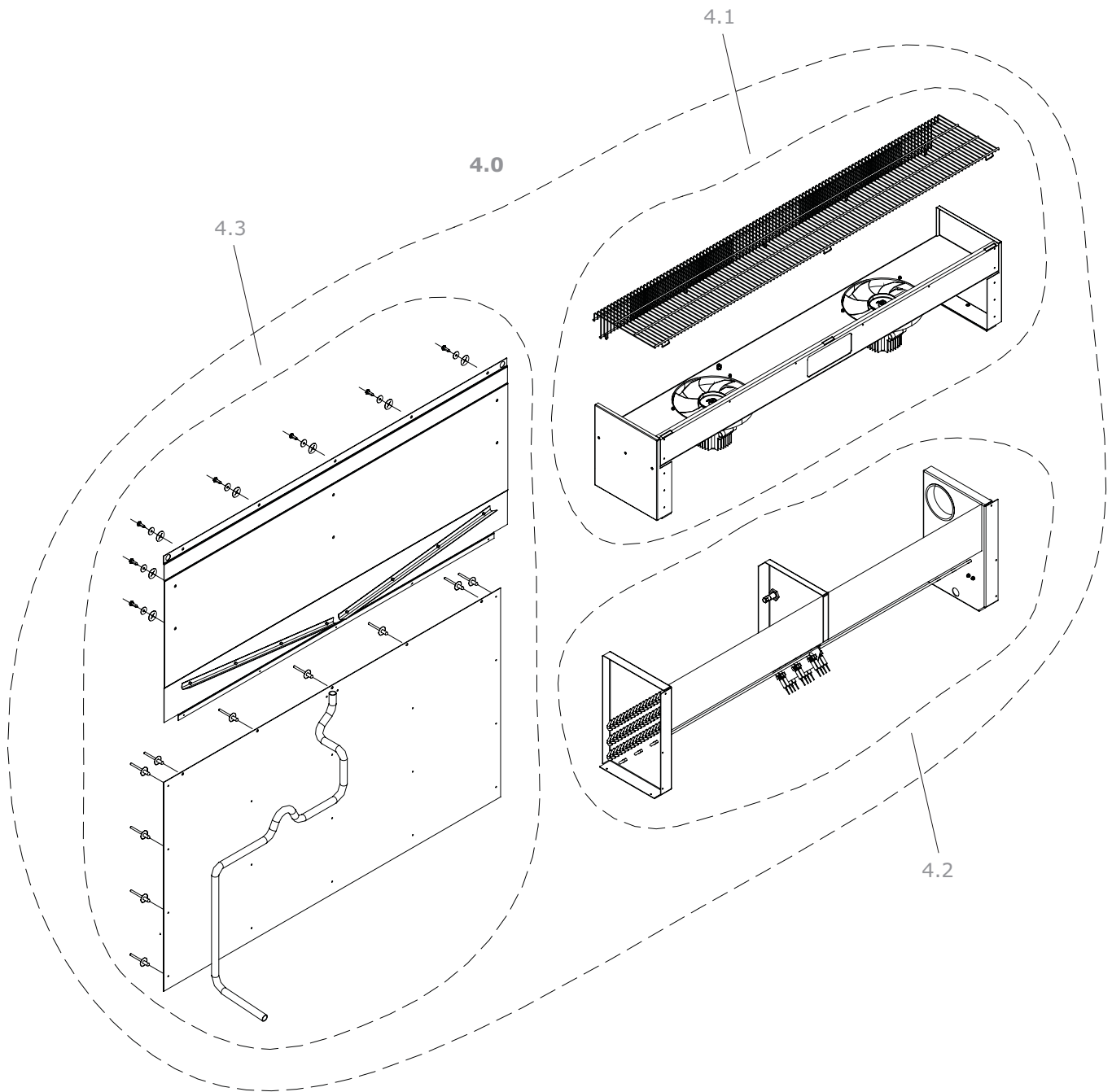
Pos.	Item	Item no.
1	Air exchange sensor	818276A
2	Air exchange sensor bracket	815206B
3	Air exchange damper, assembly	818250C
4	Insect mesh, air exchange	815553B



Pos.	Item	Item no.
1	Fresh air module, complete	818270A
2	Fresh air module valves	818271A
3	Fresh air module, camshaft	818272A
4	Fresh air insect mesh	818273A
5	Fresh air module front	818274A
6	Fresh air motor (CA/AV)	818275A
7	Air exchange sensor	818276A
8	Air exchange damper, assembly	818250C
-	Cable, fresh air motor (CA/AV)	818754A



Pos.	Item	Item no.
1	Cable cutter	815519B
2	Cross rod, compressor mounting	815546B
3	Thread rod, compressor mounting	815545B
4	Power cable cover	815505B
5	Power cable cover	815505C
6	Power cable cover	815505D
7	Decal, Star Cool	815586B
8	Decal, R134a	815572B
9	Supply tube assembly	815214B
-	Decal, fan starts automatically	815570B
-	Cust. seal grill air exchange, right	813565B
-	Cust. seal grill air exchange, left	813566B



**4.0 Evaporator module**

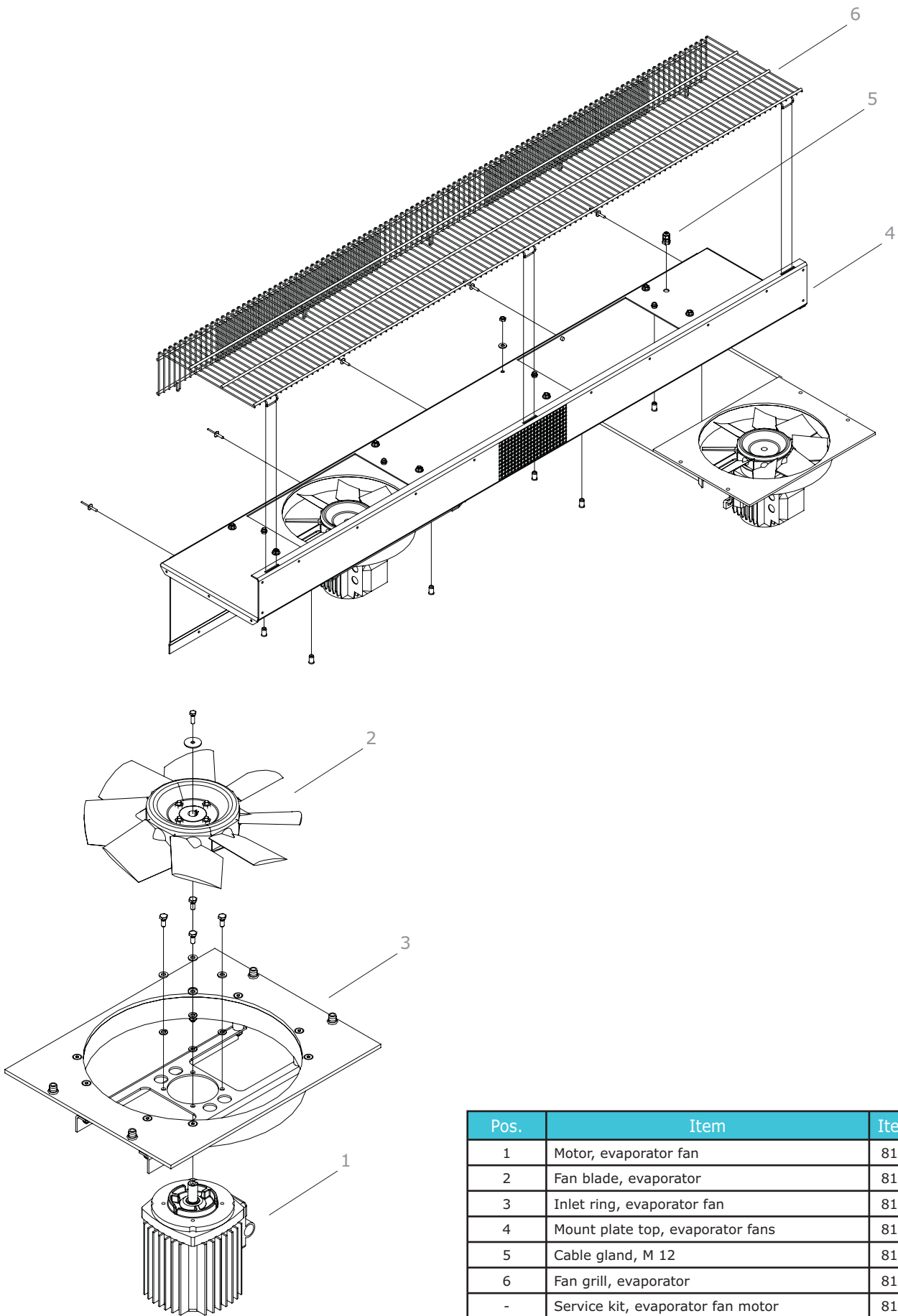
- 4.1 Evaporator fan section
- 4.2 Evaporator section
- 4.3 Back plate section

**Page 23**

Page 24

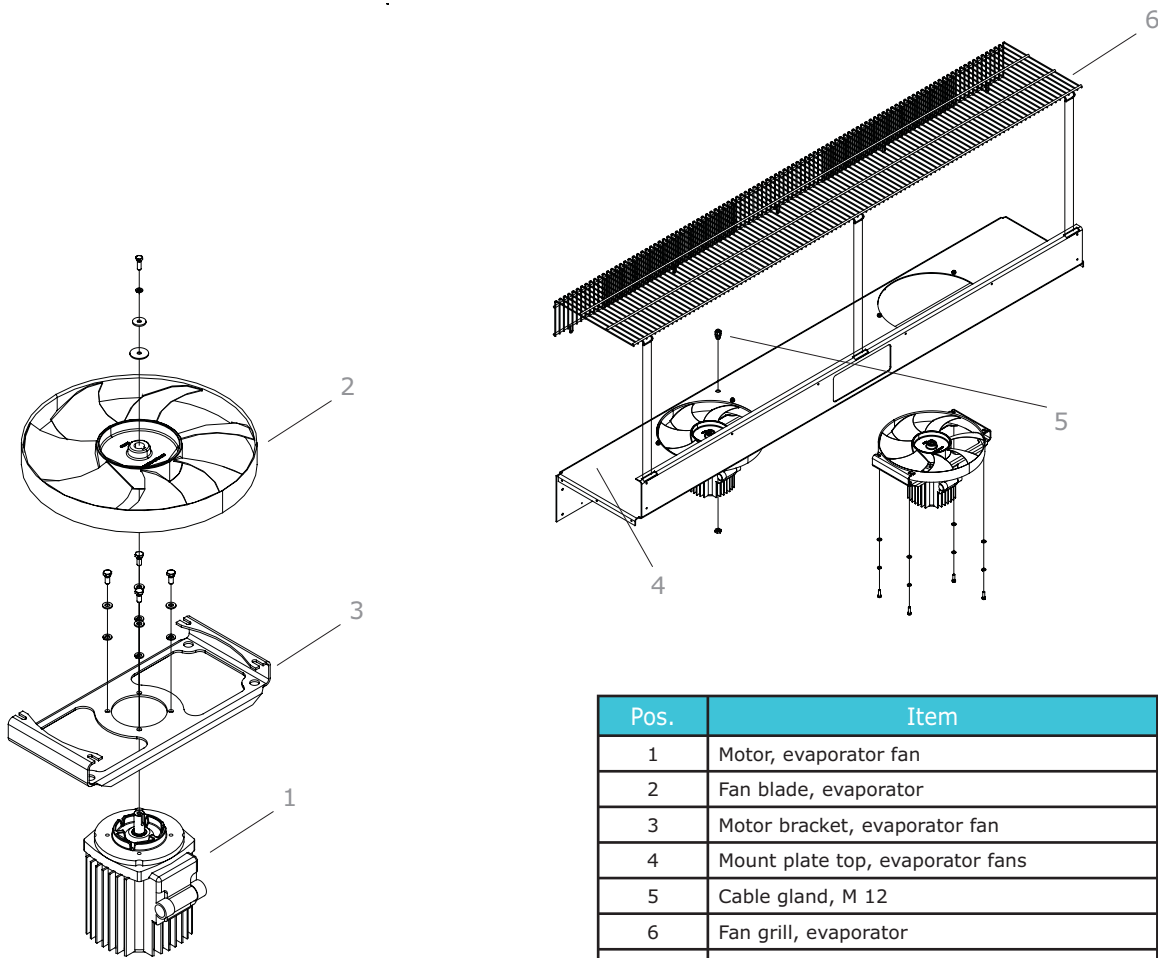
Page 25

Page 26

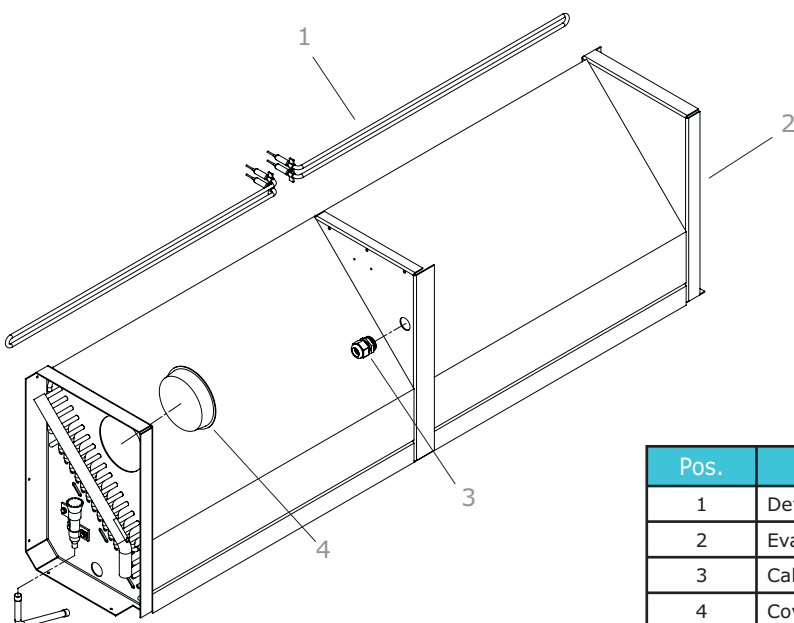


Pos.	Item	Item no.
1	Motor, evaporator fan	819589B
2	Fan blade, evaporator	819542B
3	Inlet ring, evaporator fan	811215B
4	Mount plate top, evaporator fans	811504B
5	Cable gland, M 12	819572B
6	Fan grill, evaporator	811506B
-	Service kit, evaporator fan motor	818230B

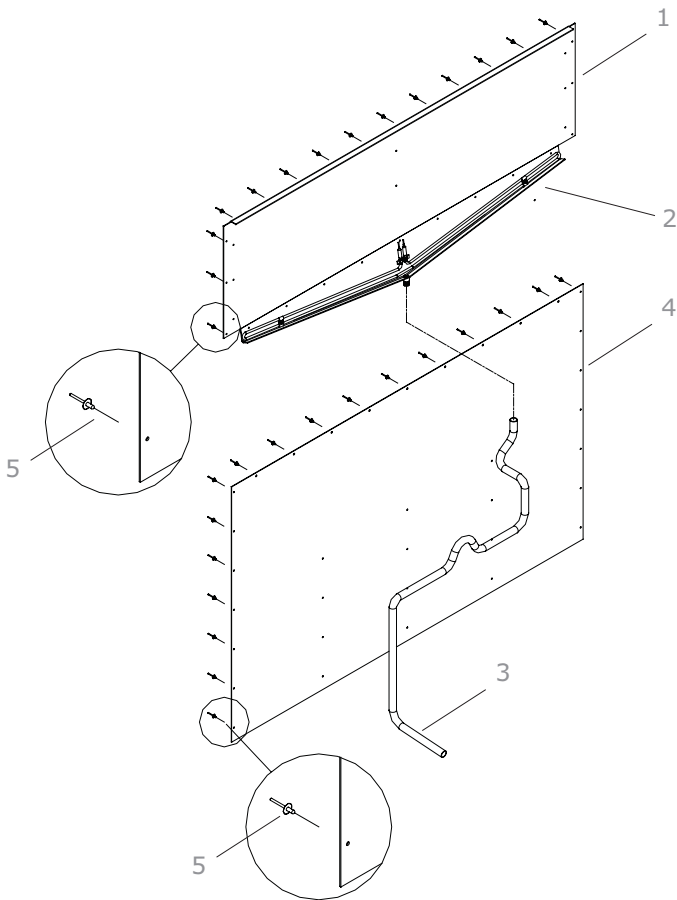




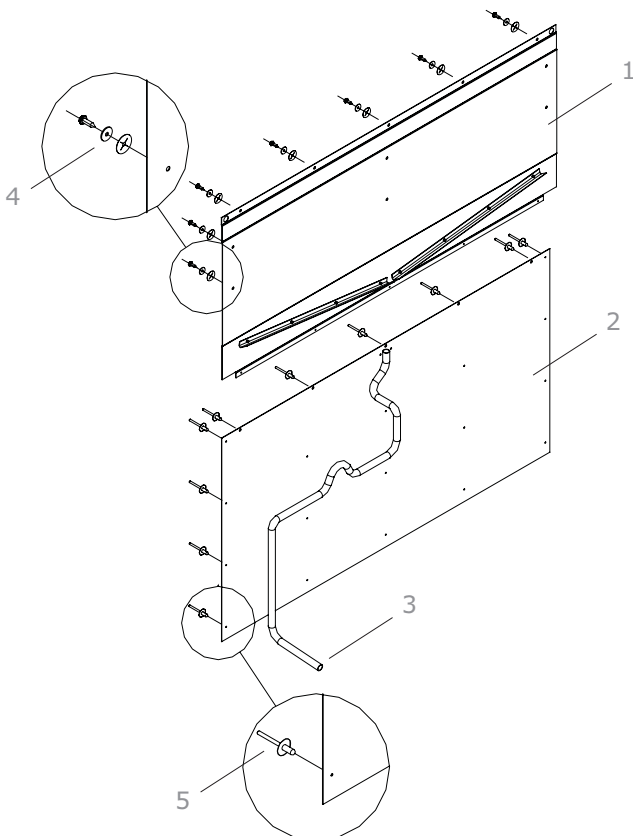
Pos.	Item	Item no.
1	Motor, evaporator fan	819589B
2	Fan blade, evaporator	819542C
3	Motor bracket, evaporator fan	811537D
4	Mount plate top, evaporator fans	811504C
5	Cable gland, M 12	819572B
6	Fan grill, evaporator	811506B
-	Service kit, evaporator fan motor	818230B
-	Mount plate top, evap. fans (CA)	811504D
-	Fan grill, evaporator (SC1)	811506C



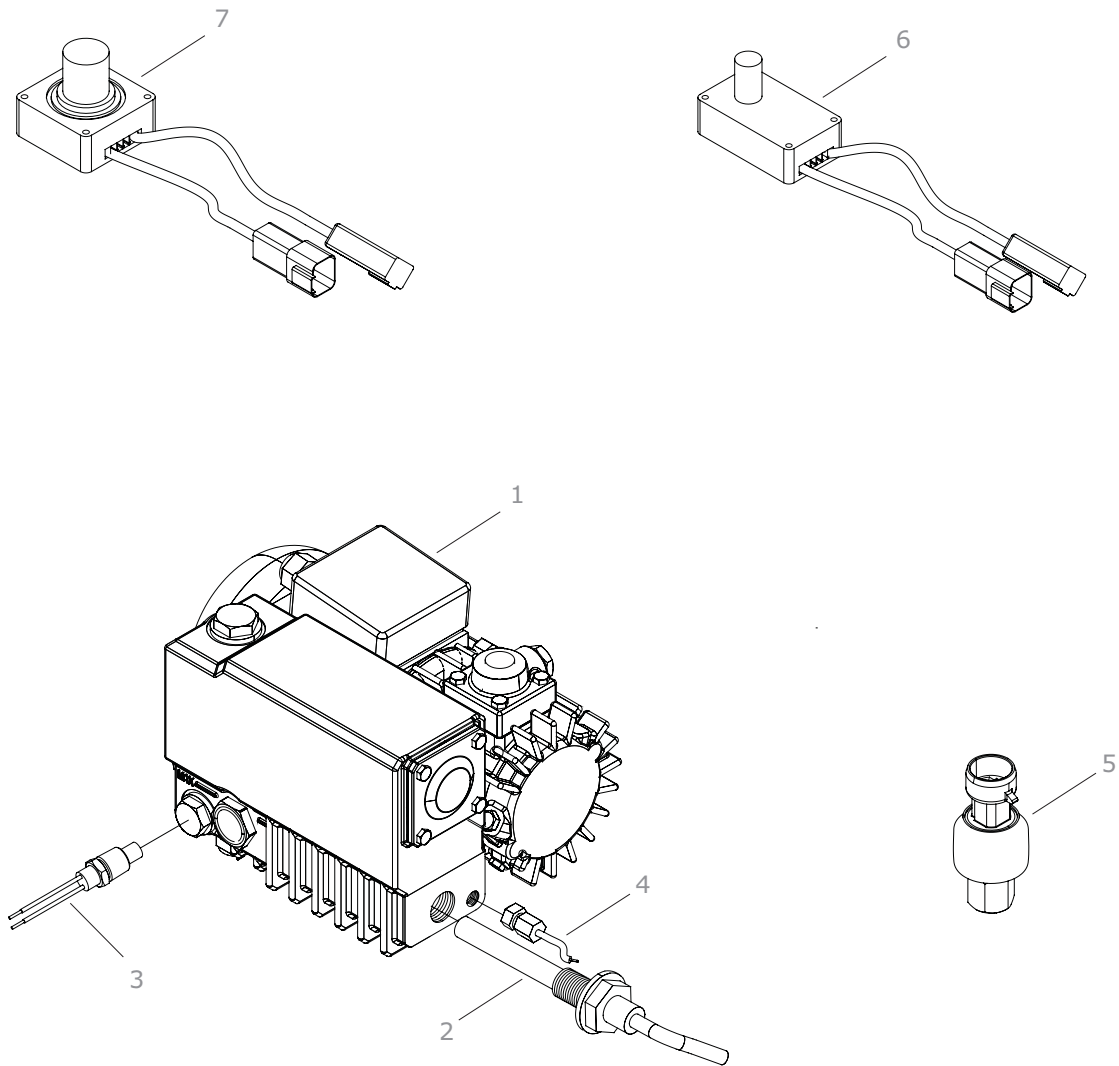
Pos.	Item	Item no.
1	Defrost heater, evaporator	811523B
2	Evaporator coil	811524B
3	Cable gland, M 32	819650B
4	Cover, PVC	811550B



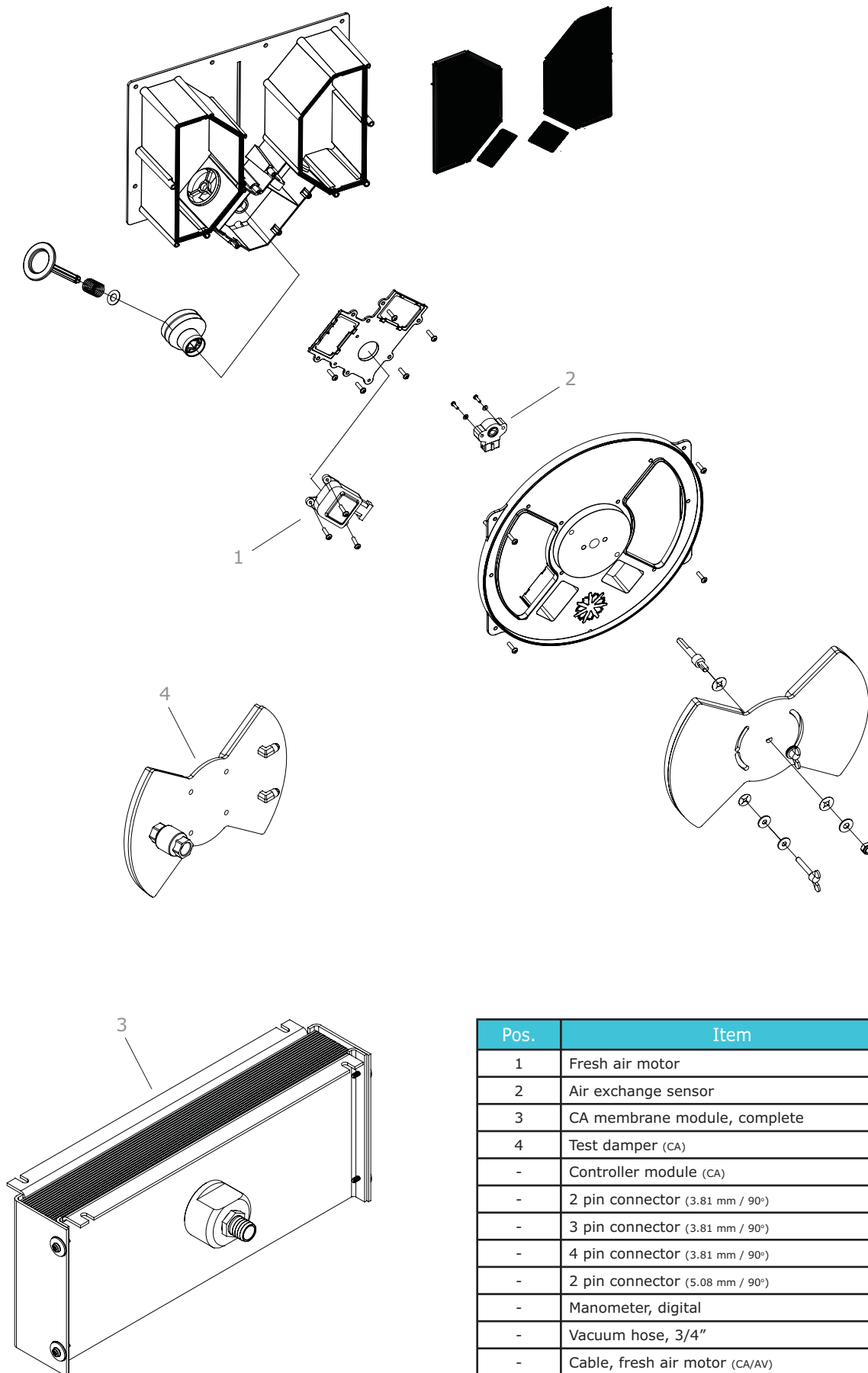
Pos.	Item	Item no.
1	Back plate, evaporator	811204B
2	Defrost heater, tray	811522B
3	Drain hose	815566B
4	Cover plate, unit backside	815514B
-	Decal, USDA sensor placement	815590B
5	Rivets, 4.8 mm (100 pcs)	818266B



Pos.	Item	Item no.
1	Back plate, evaporator	811204C
2	Cover plate, unit backside	815514C
-	Decal, USDA sensor placement	815590B
3	Drain hose	815566B
4	Screw and washer kit (100 pcs)	818265B
5	Rivets, 4.8 mm (100 pcs)	818266B
-	Back plate, evaporator (SCI)	811204D
-	Cover plate, unit backside (SCI)	815514D



Pos.	Item	Item no.
1	Vacuum pump	819530A
2	Heating element	818538A
-	Oil filter	818669A
-	Oil, vacuum pump	818668A
3	Thermal circuit breaker	818524A
4	Temperature sensor	818550A
5	Pressure transmitter, -1 - 0 bar	819605A
6	Sensor, O <sub>2</sub> (CA)	818740A
7	Sensor, CO <sub>2</sub> (CA/AV)	818745A
-	Cable, vacuum pump power	818752A
-	Cable, pressure transmitter (NSK)	818564B
-	Hose connector	819877A
-	Schräder valve, pressure transmitter	819746B



Pos.	Item	Item no.
1	Fresh air motor	818275A
2	Air exchange sensor	818276A
3	CA membrane module, complete	815242A
4	Test damper (CA)	818251A
-	Controller module (CA)	818512A
-	2 pin connector (3.81 mm / 90°)	818770A
-	3 pin connector (3.81 mm / 90°)	818771A
-	4 pin connector (3.81 mm / 90°)	818772A
-	2 pin connector (5.08 mm / 90°)	818778A
-	Manometer, digital	818820A
-	Vacuum hose, 3/4"	819875A
-	Cable, fresh air motor (CA/AV)	818754A
-	Drain plug, container	818800A



Item	Page	Item no.
2 pin connector (3.81 mm / 90°)	11,28	818770A
2 pin connector (5.08 mm / 90°)	11,28	818778A
3 pin connector (3.81 mm / 90°)	11,28	818771A
4 pin connector (3.81 mm / 90°)	11,28	818772A
4 pin connector (3.81 mm / straight)	11	818776A
5 pin connector (3.81 mm / straight)	11	818777A
5 pin connector (3.81 mm / 90°)	11	818773A
6 pin connector (3.81 mm / 90°)	11	818774A
10 pin connector (3.81 mm / 90°)	11	818775A
Air exchange damper, assembly	20,21	818250C
Air exchange sensor	9,11,20,21,28	818276A
Air exchange sensor bracket	20	815206B
Air release valve, receiver	14,15	819747B
Angle, cable gland M 16	18	819775B
Angle, cable gland M 20	18	819776B
Auxiliary contact	9	818522B
Back plate, evaporator	26	811204B
Back plate, evaporator	26	811204C
Back plate, evaporator (SCI)	26	811204D
Battery pack	9	818536B
Battery pack, rechargeable CIM 6	11	818536C
Bolt, compressor stop valve	17	818655B
Bolt, cylinder head, large	17	818612A
Bolt, cylinder head, small	17	818613A
Bolt, service valve LP	17	818660B
BSE55, compressor oil	17	818667B
CA membrane module, complete	28	815242A
Cable cutter	22	815519B
Cable gland, M 12	24,25	819572B
Cable gland, M 16	18	819672B
Cable gland, M 20	18	818665B
Cable gland, M 32	25	819650B
Cable set, internal	9	818461B
Cable set, X1 - X2 - X3	9	818561B
Cable, air exchange motor (CA/AV)	11	818754A
Cable, air exchange sensor	9,11	818572B
Cable, data retrieval	9,11	818575A
Cable, CA controller module	11	818465A
Cable, FC communication	9,11	818566B
Cable, FC power	9,11	818565B
Cable, fresh air motor (CA/AV)	21,28	818754A
Cable, humidity sensor CIM 5	9,25	818563A
Cable, humidity sensor CIM 6	11	818563B
Cable, internal communication	11	818461C
Cable, pressure transmitter (AKS)	9	818564A
Cable, pressure transmitter (NSK)	9,11,27	818564B
Cable, solenoid coil	11	818760A
Cable, vacuum pump power	11,27	818752A

Item	Page	Item no.
Cap, compressor stop valve	17	818630B
Cap, evacuation valve, HP	17	818632B
Cap, evacuation valve, LP	17	818631B
Cap, service valve, LP	17	818629B
Compressor	17	818658B
Compressor stop valve	17	819750B
Compressor valve plate, HP	17	818602B
Compressor valve plate, LP	17	818601B
Condenser coil	13	819526B
Condenser frame, round	12	814201B
Condenser frame, square (L=1625 mm)	12	814201C
Condenser frame, square (L=1701 mm)	12	814201D
Contactora	9,11	818521B
Controller door, complete CIM 5	9	818320B
Controller door, w/o electronics CIM 5	9	818310B
Controller door, w/o electronics CIM 6	11	818310C
Controller module (CA)	11,28	818512A
Controller module CIM 5	9	818255C
Controller module CIM 6	11	818510D
Cover foil, LED	9	818542B
Cover foil, LED	11	818542C
Cover foil, On/Off PCB	9	818544B
Cover plate, air exchange assembly (L=594 mm)	6	815208B
Cover plate, air exchange assembly (L=610 mm)	6	815208C
Cover plate, condenser coil assy (L=1715mm)	6	815209B
Cover plate, condenser coil assy (L=1751mm)	6	815209C
Cover plate, condenser coil assy (SCI)	6	815209D
Cover plate, fresh air system (SCI)	6	815208D
Cover plate, fresh air system (L=610 mm)	6	815208E
Cover plate, unit backside	26	815514B
Cover plate, unit backside	26	815514C
Cover plate, unit backside	26	815514D
Cover, controller door	9	814673B
Cover, PVC	25	811550B
Cross rod, compressor mounting	22	815546B
Cust. seal grill air exchange, left	22	813566B
Cust. seal grill air exchange, right	22	813565B
Cylinder head gasket kit	17	818605B
Cylinder head, HP including gasket	17	818611B
Cylinder head, LP including gasket	17	818610B
Decal, controller system menu CIM 5	6	815588B
Decal, controller system menu CIM 6	6	815588C
Decal, disconnect before welding	9	815578B
Decal, electrical diagram CIM 5	9	815589B
Decal, electrical diagram CIM 6	11	815589C
Decal, fan starts automatically	22	815570B
Decal, FC bypass	18	815594C
Decal, FC connection	18	815594C



Item	Page	Item no.
Decal, PTI stickers	6	815573B
Decal, R134a	22	815572B
Decal, Star Cool	22	815586B
Decal, USDA sensor placement	26	815590B
Decal, warning high voltage	9	815575B
Decal, warning hot components	6	815571B
Defrost heater, evaporator	25	811523B
Defrost heater, tray	26	811522B
Display cover	9	818516A
Display PCB CIM 5	9	818515A
Drain hose	26	815566B
Drain plug, container	28	818800A
Drying filter	14,15	819502A
Economizer	13	814667B
Evacuation valve, HP	17	818626B
Evacuation valve, LP	17	818625B
Evaporator coil	25	811524B
Expansion valve, economizer	13	819737B
Expansion valve, evaporator	13	819738B
Fan blade, condenser	12	819543B
Fan blade, evaporator	24	819542B
Fan blade, evaporator	25	819542C
Fan grill, condenser, round module	12	814541B
Fan grill, condenser, square module	12	814541C
Fan grill, evaporator	24,25	811506B
Fan grill, evaporator (SCI)	25	811506C
FC, gasket service kit	18	818233B
Filter mounting ring	14,15	814538B
Frequency converter, complete	18	818242C
Frequency converter cover	18	814653C
Frequency converter safety cover	18	814654C
Fresh air insect mesh	21	818273A
Fresh air module front	21	818274A
Fresh air module valves	21	818271A
Fresh air module, camshaft	21	818272A
Fresh air module, complete	21	818270A
Fresh air motor	28	818275A
Fresh air motor (CA/AV)	11,21	818275A
Fuse, 0.4 A	9,11	818531A
Fuse, 0.63 A	9	818546B
Fuse, 10 A	9	818530A
Fuse, 6.3 A	9	818545B
Fuse holder, 0.4 A	11	818534A
Gasket, compressor oil filter plug	17	818636B
Gasket, compressor stop valve	17	818656B
Gasket, service valve, LP	17	818661B
Heating element	27	818538A
High pressure switch	9,11,17	819501A

Item	Page	Item no.
Hinge part	11	814642C
Hinge part 1	9	814642B
Hinge part 2	9	814643B
Hinge part, inspection cover	20	815534B
Hinge pin	9,11,20	814644B
Hose connector	27	819877A
Hot gas valve	13	819740B
Hot gas valve	13	819740C
Hot gas valve, service kit	13	818675B
Humidity sensor CIM 5	9	818551A
Humidity sensor CIM 6	11	818551C
Inlet ring, evaporator fan	24	811215B
Insect mesh, air exchange	20	815553B
Inspection cover, complete	20	815210B
Inspection cover, complete	20	815210C
Insulation, economizer	13	814571B
Interlock, contactor	9	818523B
Keypad	9	818527B
LED PCB CIM 5	9	818517A
Main circuit breaker CIM 5	9	818520A
Main circuit breaker CIM 6	11	818520B
Manometer, digital	28	818820A
Melt fuse	14,15	818236B
Motor bracket, evaporator fan	25	811537D
Motor cable, FC and compressor	18	814247C
Motor, condenser fan	12	819590B
Motor, evaporator fan	24,25	819589B
Mount plate top, evaporator fans	24	811504B
Mount plate top, evaporator fans	25	811504C
Mount plate top, evap. fans (CA)	25	811504D
Mounting screws, FC, service kit	18	818232B
Oil filter	27	818669A
Oil filter, compressor	17	818638B
Oil, vacuum pump	27	818668A
On/Off PCB	9	818525B
On/Off switch CIM 6	11	818525C
O-ring, sight glass	17	818634B
Permanent magnet	13	818652A
Plug, compressor	17	819745B
Plug, water inlet coupling	14	819541B
Plug, water outlet coupling	14	819540B
Power cable cover	22	815505B
Power cable cover	22	815505C
Power cable cover	22	815505D
Power meas CIM 6	11	818511C
Power meas PCB CIM 5	9	818511B
Pressure transmitter, -1 - 0 bar	27	819605A
Pressure transmitter, -1 - 12 bar (AKS)	9,17	819503A



Item	Page	Item no.
Pressure transmitter, -0.69 - 9.8 bar (NSK)	9,11,17	819503C
Pressure transmitter, 0 - 30 bar (NSK)	9,11,17	819504C
Pressure transmitter, 0 - 32 bar (AKS)	9,17	819504A
Receiver	15	814540B
Receiver, water cooled condenser	14	814539B
Receptacle screw, controller door	9	819695C
Retainer for screw	9,11	819694B
Retriever socket	9,11	819595B
Retriever socket cap	9,11	819630B
Rivets, 4.8 mm (100 pcs)	26	818266B
Schröder valve, angle	17	819754A
Schröder valve, pressure transmitter	27	819746B
Schröder valve, straight	17	819753A
Schröder valve, T	17	819755B
Screw and washer kit (100 pcs)	26	818265B
Screw, controller door	9	819693C
Screw, controller door	11	819693D
Seal, controller door	9,11	814562B
Seal, cover plate condenser coil	6	815509B
Seal, cover plate, air exchange	6	815508B
Sensor, CO <sub>2</sub> (CA/AV)	11,27	818745A
Sensor, O <sub>2</sub> (CA)	11,27	818740A
Service kit, condenser fan motor	12	818231B
Service kit, evaporator fan motor	24,25	818230B
Service valve, LP	17	818623B
Sight glass	17	818633B
Sight glass, receiver kit	14,15	818235B
Solenoid coil, 10W 24VAC	11,13	818554B
Solenoid coil, 14W 24VDC	9,13	818553A
Solenoid coil, 18W 24VDC	9,13	818554A
Splice kit, ASK to NSK	9,17	818260A
Spring, compressor oil filter	17	818637B
Stop valve, receiver	14,15	819500C
Suction filter, compressor	17	818662B
Supply tube assembly	22	815214B
Temperature sensor	9,11,27	818550A
Terminal block PCB CIM 5	9	818526C
Thermal circuit breaker	27	818524A
Test damper (CA)	28	818251A
Thread rod, compressor mounting	22	815545B
Threaded bushing, FC mounting	17	819766B
Tool, hot gas valve	13	818676B
Transformer, 145 VA CIM 5	9	818518B
Transformer, 105 VA CIM 6	11	818518C
USDA socket	9,11	819633A
USDA socket cap	9,11	819634A
User panel CIM 6	11	818513A
Vacuum hose, 3/4"	28	819875A

Item	Page	Item no.
Vacuum pump	27	819530A
Water inlet coupling, male	14	819537B
Water outlet coupling, female	14	819536B



## 24-hour hotline support

Call us at +45 7364 3500 or send us an e-mail at [service@starcool.dk](mailto:service@starcool.dk). Our service department is available 24 hours a day, 7 days a week - providing easy access to the answers you need.

## Guideline: Order procedure

Purchase spare parts for the Star Cool reefer machine fast and reliable via the internet.

Customers, service providers and other repair shops order directly from Star Cool. Vessels must contact the relevant customer (shipping line) for ordering.

All orders are placed centrally with Star Cool where our staff will assign the order to the distribution centre located closest to the required delivery address and arrange shipment from there.

To be able to order spare parts from [www.starcool.dk](http://www.starcool.dk), customers must register at the site, thereby receiving a login and password. Should a problem occur, please contact either our service department through [service@starcool.dk](mailto:service@starcool.dk) or our logistics department through [logistics@starcool.dk](mailto:logistics@starcool.dk).

Bjerndrupvej 47  
6360 Tinglev, Denmark  
Phone: +45 73 64 34 00  
Fax.: +45 73 64 35 69  
E-mail: [starcool@starcool.dk](mailto:starcool@starcool.dk)  
[www.starcool.dk](http://www.starcool.dk)

**STAR** ❄️ **COOL**  
*... Cool Thinking!*